

- ▶ Introduction
- ▶ Usage
- ▶ Installing
- ▶ Multilingual and Technical Considerations
- ▶ Bibliography
- ▶ References
- ▶ Implementation
- ▶ Index
- ▶ Change History

1. Introduction

This package¹ currently supports generation of PDF/X-, PDF/A- and PDF/E-compliant documents, using pdfTeX, in most of their variants; see the complete list in Section 2.1 below. As of TeX Live 2016 it now also works with LuaTeX and XeTeX, when using appropriate command-line options², but with some limitations — see Sections 3.1.1 and 3.1.2. By ‘supports’, we mean that the package provides correct and sufficient means to declare that a document conforms with a stated PDF variant (PDF/X, PDF/A, PDF/E, PDF/VT, PDF/UA, etc.) along with the version and/or level of conformance. This package also allows appropriate Metadata and Color Profile to be specified, according to the requirements of the PDF variant.

Metadata elements, most of which must ultimately be written as XML using the UTF-8 encoding, is provided via a file named `\jobname.xmlpdata`, for the running TeX job. Without such a file, providing some required information as well as a large range of optional data, a fully validating PDF file cannot be achieved. The PDF can be created, having the correct visual appearance on all pages, but it will not pass validation checks. Sections 2.2 and 4.1 describe how this file should be constructed.

What this package *does not do* is to check for all the details of document structure and type of content that may be required (or restricted) within a PDF variant. For example, PDF/VT [14] requires well-structured parts, using Form XObject sections tagged as ‘/DPart’. Similarly PDF/A-1a (and 2a and 3a) [16, 17, 18] require a fully ‘Tagged PDF’, including a detailed structure tagging which envelops the complete contents of the document, as does also PDF/UA [24]. This is beyond the current version of TeX engines, as commonly shipped. So while this package provides enough to meet the declaration, metadata and font-handling aspects for these PDF/A variants, it is not sufficient to produce fully conforming PDFs. However, with extra pdfTeX-based software or macro coding that *is* capable of producing ‘Tagged PDF’, this package can be used as part of the overall workflow to produce fully conforming documents.

1.1. PDF standards

PDF/X and PDF/A are umbrella terms used to denote several ISO standards [8, 9, 10, 12, 13, 16, 17, 18] that define different subsets of the PDF standard [1, 20]. The objective of PDF/X is to facilitate graphics exchange between document creator and printer and therefore, has all requirements related to printing. For instance, in PDF/X, all fonts need to be embedded and all images need to be CMYK or spot colors. PDF/X-2 and PDF/X-3 accept calibrated RGB and CIELAB colors along with all other specifications of PDF/X. Since 2005 other variants of PDF/X have emerged, as extra effects (such as layering and transparency) have been supported within the PDF standard itself. The full range of versions and conformance supported in this package is discussed below in Section 2.1.

PDF/A defines a profile for archiving PDF documents, which ensures the documents can be reproduced in the exact same way in years to come. A key element to achieving this is that PDF/A documents are 100% self-contained. All the information needed to display the document in the same manner every time is embedded in the file. A PDF/A document is not permitted to be reliant on information from external sources. Other restrictions include avoidance of audio/video content, JavaScript and encryption. Mandatory inclusion of fonts, color profile and standards-based metadata are absolutely essential for PDF/A. Later versions allow for use of image compression and file attachments.

PDF/E is an ISO standard [19] intended for documents used in engineering workflows. PDF/VT [14] allows for high-volume customised form printing, such as utility bills. PDF/UA

¹An earlier version of this documentation was published as [27]. All the changes since then have been developed and coded by the 3rd-listed author.

²The required invocation is: `xelatex --shell-escape -output-driver="xdvipdfmx -z 0" <filename>.tex`

(‘Universal Accessibility’) has emerged as a standard [24, 3, 4] supporting Assistive Technologies, incorporating web-accessibility guidelines (WCAG) for electronic documents. In future, PDF/H may emerge for health records and medical-related documents. Other applications can be envisaged. Declarations and Metadata are supported for the first three of these. The others are the subject of further work; revised versions of this package can be expected in later years.

More complete descriptions of these standards and their usage can be found on Wikipedia pages [30]. These pages also include comprehensive links to web resources, guides, commentaries, discussions and whatever else is relevant to how the standards have been established and how they can be used.

2. Usage

The package can be loaded with the command:

```
\usepackage[<option>]{pdfx}
```

where the options are as follows.

2.1. Package options

2.1.1. PDF/A options

PDF/A is an ISO standard [16, 17, 18] intended for long-term archiving of electronic documents. It therefore emphasizes self-containedness and reproducibility, as well as machine-readable metadata. The PDF/A standard has three conformance levels ‘a’, ‘b’, and ‘u’. Level ‘a’ is the strictest, but is not yet fully implemented by the pdfx package. Conformance level ‘u’ has the same requirements as level ‘b’, but with the additional requirement that all text in the document must have a Unicode mapping. However, the pdfx package produces such Unicode mappings even in level ‘b’ files. The standard also has three different versions 1, 2, and 3, which were standardized in 2005, 2011 and 2012, respectively. Earlier versions contain a subset of the features of later versions, so for maximum portability, it is preferable to use a lower-numbered version, when the extra features allowed in higher versions are not used. There is no conformance level ‘u’ in version 1 of the standard. Thus for many typical uses of PDF/A, it is sufficient to use PDF/A-1b.

- ▶ a-1a: generate PDF/A-1a. Experimental, not fully implemented.
- ▶ a-1b: generate PDF/A-1b.
- ▶ a-2a: generate PDF/A-2a. Experimental, not fully implemented.
- ▶ a-2b: generate PDF/A-2b.
- ▶ a-2u: generate PDF/A-2u.
- ▶ a-3a: generate PDF/A-3a. Experimental, not fully implemented.
- ▶ a-3b: generate PDF/A-3b.
- ▶ a-3u: generate PDF/A-3u.

By ‘Experimental, not fully implemented’ here we mean primarily that the document structure, as required for ‘Tagged PDF’, is not handled by this package. Using other pdfTeX-based software that is capable of producing such complete tagging, conforming documents can indeed be produced.

2.1.2. PDF/E options

PDF/E is an ISO standard [19] intended for documents used in engineering workflows. There is only one version of the PDF/E standard so far, and it is called PDF/E-1.

- ▶ e-1: generate PDF/E-1.
- ▶ e: same as e-1.

2.1.3. PDF/UA options

PDF/UA is an ISO and ANSI standard [24, 4] intended for making structured documents readable and navigable using Assistive Technology; e.g., screen-readers, Braille keyboards and such-like. Documents prepared this way can be easily saved in other formats which preserve the structure, such as XML, HTML, and (Microsoft) Word-based formats.

- ▶ ua-1: generate PDF/UA-1.
- ▶ ua: same as ua-1.

2.1.4. PDF/VT options

PDF/VT is an ISO standard intended as an exchange format for variable and transactional printing, and is an extension of the PDF/X-4 standard. The standard specifies three PDF/VT conformance levels. Level 1 is for single-file exchange, level 2 is for multi-file exchange, and level 2s is for streamed delivery. Currently, none of the PDF/VT conformance levels are fully implemented by the pdfx package.

- ▶ vt-1: generate PDF/VT-1, based on PDF/X-4. Experimental, not fully implemented
- ▶ vt-2: generate PDF/VT-2, based on PDF/X-5pg. Experimental, not fully implemented.
- ▶ vt-2s: generate PDF/VT-2s. Experimental, not fully implemented.

By ‘Experimental, not fully implemented’ here we mean primarily that the structuring of a document into ‘DPart’ sections, as Form XObjects, is not handled by this package. This is possible with current pdfTeX software, but not yet in a way that lends itself easily to full automation, due to requirements of knowing the internal object number of certain internal PDF constructs. All the other aspects: PDFInfo declaration, Metadata and Color Profile, of the PDF/VT variants are correctly handled.

2.1.5. PDF/X options

PDF/X is an ISO standard intended for graphics interchange. It emphasizes printing-related requirements, such as embedded fonts and color profiles. The PDF/X standard has a large number of variants and conformance levels. The basic variants are X-1, X-1a, X-3, X-4, and X-5. (Note that a revised version of the X-2 standard was published in 2003 but withdrawn as an ISO standard in 2011, basically due to lack of interest in using it). The PDF/X-1a standard exists in revisions of 2001 and 2003, the PDF/X-3 standard exists in revisions of 2002 and 2003, and the PDF/X-4 and PDF/X-5 standards exist in revisions of 2008 and 2010. Moreover, some of these standards have a ‘p’ version, which permits the use of an externally supplied color profile (instead of an embedded one), and/or a ‘g’ version, which permits the use of external graphical content. Moreover, PDF/X-5 has an ‘n’ version, which extends PDF/X-4p by permitting additional ‘Custom’ color spaces other than Grayscale, RGB, and CMYK. For many typical uses of PDF/X, it is sufficient to use PDF/X-1a.

- ▶ x-1: generate PDF/X-1; now obsolete, doesn’t validate.

- ▶ Introduction
- ▶ Usage
- ▶ Installing
- ▶ Multilingual and Technical Considerations
- ▶ Bibliography
- ▶ References
- ▶ Implementation
- ▶ Index
- ▶ Change History

- ▶ `x-1a`: generate PDF/X-1a. Options `x-1a1` and `x-1a3` are also available to specify PDF/X-1a:2001 or PDF/X-1a:2003 explicitly.
- ▶ `x-2`: generate PDF/X-2; unpublished, doesn't validate.
- ▶ `x-3`: generate PDF/X-3. Options `x-302` and `x-303` are also available to specify PDF/X-3:2002 or PDF/X-3:2003 explicitly.
- ▶ `x-4`: generate PDF/X-4. Options `x-408` and `x-410` are also available to specify PDF/X-4:2008 or PDF/X-4:2010 explicitly.
- ▶ `x-4p`: generate PDF/X-4p. Options `x-4p08` and `x-4p10` are also available to specify PDF/X-4p:2008 or PDF/X-4p:2010 explicitly.
- ▶ `x-5g`: generate PDF/X-5g. Options `x-5g08` and `x-5g10` are also available to specify PDF/X-5g:2008 or PDF/X-5g:2010 explicitly.
- ▶ `x-5n`: generate PDF/X-5n. Options `x-5n08` and `x-5n10` are also available to specify PDF/X-5n:2008 or PDF/X-5n:2010 explicitly. Experimental, not fully implemented.
- ▶ `x-5pg`: generate PDF/X-5pg. Options `x-5pg08` and `x-5pg10` are also available to specify PDF/X-5pg:2008 or PDF/X-5pg:2010 explicitly.

2.1.6. Other options

These options are experimental and should not normally be used.

- ▶ `useBOM`: generate an explicit UTF-8 byte-order marker in the embedded XMP metadata, and make the XMP packet writable. Neither of these features are required by the PDF/A standard, but there exist some PDF/A validators (reportedly validatepdfa.com) that seem to require them. Note: the implementation of this feature is experimental and may break with future updates to the `xmpincl` package.
- ▶ `noBOM`: do not generate the optional byte-order marker. (default)
- ▶ `noerr`: avoids stopping when making PDF/X with an RGB profile, and at other unusual situations; e.g., PDF/UA without also PDF/A.
- ▶ `pdf12`: use PDF 1.2, overriding the version specified by the applicable standard. This may produce a non-standard-conforming PDF file.
- ▶ `pdf13`: use PDF 1.3, overriding the version specified by the applicable standard. This may produce a non-standard-conforming PDF file.
- ▶ `pdf14`: use PDF 1.4, overriding the version specified by the applicable standard. This may produce a non-standard-conforming PDF file.
- ▶ `pdf15`: use PDF 1.5, overriding the version specified by the applicable standard. This may produce a non-standard-conforming PDF file.
- ▶ `pdf16`: use PDF 1.6, overriding the version specified by the applicable standard. This may produce a non-standard-conforming PDF file.
- ▶ `pdf17`: use PDF 1.7, overriding the version specified by the applicable standard. This may produce a non-standard-conforming PDF file.
- ▶ `nocharset`: do not generate the Charset entry for fonts (pdfTeX only).
- ▶ `usecharset`: generate the Charset entry for fonts (pdfTeX only).

The latter two options affect the value of the `\pdfomitcharset` primitive, added to pdfTeX in 2019, due to differing requirements for PDF/A-1 and other PDF/A versions. Indeed use of the `/Charset` entry for a font is deprecated entirely for PDF 2.0 [21] and later.

2.1.7. XMP language options

These options allow for characters in alphabets other than those used for English and Western European languages to be used within the `.xmpdata` file (see Section 2.2), supported through \TeX character representation macros.

- ▶ `latxmp`: extended Latin blocks, Ux0180–Ux024F and Ux1E00–Ux1EFF
- ▶ `armxmp`: armenian letters and ligatures, Ux0530–Ux058F, via macros `\armyba`, `\armfe`, `\armcomma`, etc.
- ▶ `cyrxmp`: cyrillic letters and accents, Ux0400–Ux04FF and Ux0500–Ux0527 via macros `\cyra`, `\CYRN`, etc.
- ▶ `grxmp`: greek letters and diacritics, Ux0370–Ux03FF and Ux1F00–Ux1FFF via macros `\textalpha`, `\textPi`, etc.
- ▶ `hebxmp`: some hebrew letters and marks, Ux05C0–Ux05F4 via macros `\hebalef`, `\hebtav`, `\doubleyod`, etc.
- ▶ `arbxmp`: some arabic letters and marks, Ux0600–Ux06FF via macros `\hamza`, `\alef`, `\sukun`, etc.
- ▶ `vnmxmp`: vietnamese letters and accents, Ux1EA0–Ux1EFF via macros `\abreve`, `\uhorn`, `\ECIRCUMFLEX`, etc.
- ▶ `ipaxmp`: phonetic extensions, Ux0250–Ux02AF and Ux1D00–Ux1DFF
- ▶ `mathxmp`: mathematical letters, symbols, operators arrows, alphanumeric forms.
- ▶ `allxmp`: all of the above, as well as those listed next; used primarily for testing compatibility with other packages.

The characters supported by these options include those supported by `hyperref.sty` via the PDFdoc encodings (PD1 and PU) for inclusion in PDF files. Extra support is provided for math alphabets. For Armenian, the macros defined by $\text{Arm}\TeX$ are supported.

Further options allow direct (enclosed) input of upper 8-bit characters, from encodings such as Latin-1–Latin-9, KOI8-R, LGR (Greek), ArmSCII8, and a few more. Use of these requires a carefully controlled parsing regime. Here we list the package options that declare such content may be present in the `.xmpdata` file. A detailed account of how these are used is given in Section 4.1 (“Multilingual Metadata”).

- ▶ `LATxmp`: support for direct use of the upper-range characters (byte codes 160–255) for input encodings Latin1–Latin9, for Latin-based alphabets as used in European countries and elsewhere. This defines parser macros `\textLAT`, `\textLII`, ..., `\textLIX`. All support from `latxmp` is loaded also.
- ▶ `KOIXmp`: support for direct use of cyrillic letters by use of upper-range characters (byte codes 148–255) under input encodings KOI8-R and KOI8-RU, using `\textKOI` as parser macro. All support from `cyrxmp` is loaded also.
- ▶ `LGRxmp`: support for greek letters entered using either the LGR input transliteration of ASCII characters, or the ISO-8859-7 encoding of upper-range characters (byte codes 160–255), or a combination of both, using `\textLGR` as parser macro. All support from `grxmp` is loaded also.
- ▶ `AR8xmp`: support for armenian letters entered using the $\text{Arm}\TeX$ 2.0 input transliteration of ASCII characters, or the ArmSCII8 encoding of upper-range characters (byte codes 160–255), or a combination of both, using `\textARM` as parser macro. All support from `armxmp` is loaded also.

- ▶ Introduction
- ▶ Usage
- ▶ Installing
- ▶ Multilingual and Technical Considerations
- ▶ Bibliography
- ▶ References
- ▶ Implementation
- ▶ Index
- ▶ Change History

- ▶ `HEBxmp`: support for hebrew letters entered using either LHE input transliteration of ASCII characters, or the CP1255, CP862 or ISO-8859-8 (HE8) encoding of upper-range characters (byte codes 160–255), or a combination of these using `\textLHE`, `\textHEBO`, `\textHEB` as parser macros. All support from `hebxmp` is loaded also.

These ‘parser’ options have received limited testing, so please report any mistakes in the UTF-8 output that you may encounter.

2.2. Data file for metadata

As mentioned above, standards-compliant PDF documents require document-level metadata to be included. This, known as an ‘XMP packet’ [2, 15], is like having a library catalog card included within the PDF itself. It is an unencrypted portion of the PDF file, with data expressed in Extensible Markup Language (XML), using Resource Description Format (RDF [29]) syntax, encoded as UTF-8 so readable by any text editing software on any modern computing platform.

Some advantages of doing this are clear.

- ▶ For a librarian: cataloguing information is available within the file itself, without the need to search explicitly in the visual layout of the content or elsewhere;
- ▶ All actual libraries cataloguing this PDF can have consistent information; including web-based indexing sites such as Google.
- ▶ For the author(s): who can specify the kind of information most appropriate to help readers understand the nature and purpose of the document.

The `pdfx` package builds the XMP metadata from information supplied via a special data file called `\jobname.xmpdata`. Here, `\jobname` is usually the basename of the document’s main `.tex` file. For example, if your document source is in the file `main.tex`, then the metadata must be in a file called `main.xmpdata`. None of the individual metadata fields are mandatory, but for most documents, it makes sense to specify at least the title and the author. For more technical aspects of metadata and its uses, consult the work of the Dublin Core Initiative [6] and PRISM [26].

Here is a short `.xmpdata` file:

```
\Title{Baking through the ages}
\Author{A. Baker\sep C. Kneader}
\Language{en-GB}
\Keywords{cookies\sep muffins\sep cakes}
\Publisher{Baking International}
```

You should note that multiple authors and keywords have been separated by `\sep`. This `\sep` macro serves a technical purpose and is permitted within the `\Author`, `\Keywords`, and `\Publisher` fields, as well as some others. See §2.3 below for a complete listing of the supported author-supplied metadata fields.

After processing, the local directory contains a file named such as `pdfa.xmpi` or `pdfe.xmpi` or `pdfx.xmpi` according to the PDF variant desired. This file is the complete XMP Metadata packet. It can be checked for validity, using an online validator, such as at www.pdfliib.com. veraPDF [28] is Open Source software providing validation for PDF/A, and other checkers useful in a PDF/A production setting.

Warning: The `\jobname.xmpdata` file may be included in the main document source, within a `{filecontents*}` environment, provided this comes *before* the `\documentclass` command, as follows.

- ▶ Introduction
- ▶ Usage
- ▶ Installing
- ▶ Multilingual and Technical Considerations
- ▶ Bibliography
- ▶ References
- ▶ Implementation
- ▶ Index
- ▶ Change History

```
\begin{filecontents*}{\jobname.xmpdata}
  \Title{Baking through the ages}
  \Author{A. Baker\sep C. Kneader}
  \Language{en-GB}
  \Keywords{cookies\sep muffins\sep cakes}
  \Publisher{Baking International}
\end{filecontents*}
\documentclass[11pt,a4paper]{article}
...
```

Including the metadata with the L^AT_EX source is very convenient. Having it at the top of the file also brings attention to it, placing emphasis on the desirability of including metadata, and keeping it accurate while the main content of the document is subject to changes or revision. Macro definitions can also occur prior to the `\documentclass` command, including any that may be needed within the metadata. An example of this is apparent in Figure 2 occurring later.

However, this ordering is also extremely important, else any non-ascii UTF-8 byte sequences can become active characters and expand upon data being written out, rather than remaining as inactive bytes. If you edit the metadata supplied this way, remember to remove the existing copy of `\jobname.xmpdata` file before the next processing run, as L^AT_EX does not write a new copy of the file when it exists on disk already, within the current working directory or elsewhere that L^AT_EX may find. In development or testing situations the filename may need to be given as `./\jobname.xmpdata`, else an older version may be loaded in error.

Experienced users/programmers can employ the `\write18` mechanism³, together with the `--shell-escape` command-line option, to automatically execute a shell command that removes `\jobname.xmpdata` on every (or on selected) processing runs. This is only useful when the metadata changes, for whatever reason.

Other places for the `{filecontents*}` environment can work, but *only* when it contains *no* non-ascii UTF-8 byte sequences. Since 2018, with default See Section 2.4 below for more information on the macros that can be safely used within `.xmpdata` metadata files.

2.3. List of supported metadata fields

Following is a complete list of user-definable metadata fields currently supported, separated into particular groupings. Each command is accompanied by the specific XML tagged field name (with namespace) that is placed into the document-level Metadata packet, as well as the kind of information being conveyed. More may be added in the future. These commands can *only* be used within the `.xmpdata` file.

Most commands take an optional argument specifying the natural language, using RFC5646 (BCP 47) [7] codes, in which the metadata field is given. Languages for multiple entries can use e.g., `\sep[de] . . .`. Only those fields requiring a specific format (e.g. dates) do *not* support language specifiers; these are indicated with ^f. Fields allowing more than one value are indicated with ^{*}. Multiple values may be given as separate instances of the macro, or as a single instance with the values delimited by `\sep`, as in the example above.

2.3.1. General information:

- ▶ `*\Author:` (dc:creator)
the document's human author(s). Separate multiple authors with `\sep`.
- ▶ `*\Title:` (dc:title)
the document's title; multiple language versions are supported.

³If you don't already know what this is, they you probably should not try using it :-).

- ▶ Introduction
- ▶ Usage
- ▶ Installing
- ▶ Multilingual and Technical Considerations
- ▶ Bibliography
- ▶ References
- ▶ Implementation
- ▶ Index
- ▶ Change History

- ▶ `*\Language:` (dc:language)
list of languages used within the document.
- ▶ `*\Keywords:` (dc:subject)
list of keywords, separated with `\sep`.
- ▶ `*\Publisher:` (dc:publisher)
the publisher(s). Multiple pieces in a publishing chain should be separated with `\sep`.
- ▶ `*\Subject:` (dc:description)
the abstract, or short description.

2.3.2. Copyright information:

- ▶ `\Copyright:` (dc:rights)
a copyright statement.
- ▶ `f\CopyrightURL:` (xmpRights:WebStatement)
location of a web page describing the owner and/or rights statement for this document.
- ▶ `f\Copyrighted:` (xmpRights:Marked)
'True' if the document is copyrighted, and 'False' if it isn't. This is automatically set to 'True' if either `\Copyright` or `\CopyrightURL` is specified, but this can be overridden. For example, if the copyright statement is 'Public Domain', then specify also `\Copyrighted{False}`.
- ▶ `*\Owner:` (xmpRights:Owner)
specifies the owner(s) of the document or resource.
- ▶ `f\CertificateURL:` (xmpRights:Certificate)
gives the URL to online proof of ownership, if available.

2.3.3. more Dublin Core metadata:

From version 1.6 of `pdfx.sty`, the following fields can be used to provide a greater range of information to be specified as metadata.

- ▶ `*\Contributor:` (dc:contributor)
contributor(s) other than author(s) of the PDF document.
- ▶ `\Coverage:` (dc:coverage)
statement about the extent or scope of the document's contents.
- ▶ `*f\Date:` (dc:date)
date(s) when something significant occurred relating to the resource (e.g., version changes); must be in ISO date format YYYY-MM-DD or YYYY-MM.
- ▶ `f\PublicationType:` (dc:type)
The type of publication. If specified, must be one of 'book', 'catalog', 'feed', 'journal', 'magazine', 'manual', 'newsletter', 'pamphlet'. This is automatically set to 'journal' if `\Journaltitle` is specified (see below), but can be overridden.
- ▶ `*\Relation:` (dc:relation)
how this PDF or resource relates to other document(s) or resources.
- ▶ `f\Source:` (dc:source)
specifies a source document from which the PDF is derived.
- ▶ `f\Doi:` (dc:identifier, prism:doi, prism:url)
Digital Object Identifier (DOI) for the document, without the leading 'doi:'.
- ▶ `f\ISBN:` (dc:identifier)
the ISBN for the PDF itself, or Book/Monograph of which it is part.

- ▶ `f\URLlink:` (dc:identifier, prism:url)
gives a URL address for an online copy of the document.

The remaining Dublin Core field (dc:format) is always set to 'application/pdf'.

2.3.4. Publication information:

The following macros allow for inclusion of publication related metadata fields, as specified by PRISM [26] to meet publishing requirements.

- ▶ `\Journaltitle:` (prism:issueName)
The title of the journal in which the document was published.
- ▶ `f\Journalnumber:` (prism:issn)
The ISSN for the journal/series in which the document was published.
- ▶ `f\Volume:` (prism:volume)
Journal volume.
- ▶ `f\Issue:` (prism:number)
Journal issue/number.
- ▶ `f\Firstpage:` (prism:startingPage, prism:pageRange)
First page number of the published version of the document.
- ▶ `f\Lastpage:` (prism:endingPage, prism:pageRange)
Last page number of the published version of the document.
- ▶ `\CoverDisplayDate:` (prism:coverDisplayDate)
Date on the cover of the journal issue, as a human-readable text string.
- ▶ `f\CoverDate:` (prism:coverDate)
Date on the cover of the journal issue, in a format suitable for storing in a database field with a 'date' data type; e.g. YYYY-MM, or YYYY-MM-DD.

This is an area which can be expanded, to deal with more kinds of publication and metadata fields. The ExtensionSchema [23] technique is used to add new fields. Examples of this can be found in the template files pdfx.xmp, pdfa.xmp, pdfa.xmp.

2.3.5. Backward Compatibility

The following macros are also recognised, for backward compatibility with earlier versions of the package.

- ▶ `*\AuthoritativeDomain:` (pdfx:AuthoritativeDomain)
specifies extra names (e.g., of companies) associated to the existence of the PDF or resource.
- ▶ `\Creator:` (xmp:CreatorTool)
synonymous with `\CreatorTool` which is usually handled automatically anyway, but can be over-ridden.
- ▶ `\Org:` synonymous with `\Publisher`.
- ▶ `\WebStatement:` synonymous with `\CopyrightURL`.

2.3.6. more XMP metadata:

- ▶ `*\Advisory:` (xmp:Advisory)
noteworthy information; e.g., revision data or changes.

- ▶ Introduction
- ▶ Usage
- ▶ Installing
- ▶ Multilingual and Technical Considerations
- ▶ Bibliography
- ▶ References
- ▶ Implementation
- ▶ Index
- ▶ Change History

- ▶ `f\BaseUrl:` (xmp:BaseUrl)
base-URL for relative hyperlinks within the PDF.
- ▶ `*\Identifier:` (xmp:Identifier)
more advance forms than (dc:identifier); see [2, 15].
- ▶ `\Nickname:` (xmp:Nickname)
a pseudonym or ‘nickname’ as a colloquial identifier for the resource.
- ▶ `*\Thumbnails:` (xmp:Thumbnails)
allows small page images to be associated with each page of the PDF. An appropriate XML-compatible representation is required for such images.

2.3.7. PDF standards metadata:

The following metadata fields are generated automatically by the \TeX engine. Some are dependent on the particular loading options that specify the desired compliance with a PDF standard, and level of conformance. There are no separate user-macros to alter these. The first three dates are usually set to be identical.

- ▶ (xmp:CreateDate) : creation date&time of the PDF.
- ▶ (xmp:MetadataDate) : creation date&time of the Metadata for the PDF.
- ▶ (xmp:ModifyDate) : date&time of latest modifications to the PDF.
- ▶ (xmpMM:DocumentID) : unique identifier for the PDF, based on MD5 sum.
- ▶ (xmpMM:InstanceID) : unique identifier based on creation date&time.
- ▶ (pdf:Producer) : \TeX engine used; either ‘Lua \TeX ’, ‘Xe \TeX ’, ‘pdf \TeX ’.
- ▶ (pdf:Trapped) : currently always set to ‘False’.
- ▶ (pdfaid:part) : 1, 2 or 3 for PDF/A-?
- ▶ (pdfaid:conformance) : a, b or u for PDF/A-??
- ▶ (pdfuaid:part) : currently 1 for PDF/UA-1
- ▶ (pdf:ISO_PDFFVersion) : currently 1 for PDF/E-1
- ▶ (pdf:Version) : PDF/X-1, PDF/X-2 or PDF/X-3
- ▶ (pdfx:GTS_PDFXVersion) : e.g., PDF/X-1a:2003 up to PDF/X-3 ; but no year for PDF/X-4 and PDF/X-5 variants
- ▶ (pdfx:GTS_PDFXConformance) : e.g., PDF/X-1a:2003 up to PDF/X-2
- ▶ (pdfxid:GTS_PDFXVersion) : e.g., PDF/X-4p:2008 after PDF/X-3
- ▶ (pdfvtid:GTS_PDFVTVersion) : e.g., PDF/VT-2s for PDF/VT
- ▶ (pdfvtid:GTS_PDFVTModDate) : same as xmp:ModifyDate

2.4. Symbols permitted in metadata

Within the metadata, all printable ASCII characters except `\`, `{`, `}` and `%` represent themselves. Also, all printable Unicode characters from the basic multilingual plane (i.e., up to code point U+FFFF) can be used directly with the UTF-8 encoding. (Please note: encodings other than UTF-8 are not supported in the metadata, except as arguments to ‘parser-macros’; see Section 2.1.7). Consecutive whitespace characters are combined into a single space. Whitespace after a macro such as `\copyright`, `\backslash`, or `\sep` is ignored. Blank lines are not permitted. Moreover, the following markup can be used:

- ▶ “`\`” : a literal space (for example after a macro)

- ▶ Introduction
- ▶ Usage
- ▶ Installing
- ▶ Multilingual and Technical Considerations
- ▶ Bibliography
- ▶ References
- ▶ Implementation
- ▶ Index
- ▶ Change History

- ▶ `\%`: a literal %
- ▶ `\{`: a literal {
- ▶ `\}`: a literal }
- ▶ `\backslash`: a literal backslash \
- ▶ `\copyright`: the copyright symbol ©

The macro `\sep` is permitted within `\Author`, `\Keywords`, `\Publisher`, and other macros marked with `*` above. Its purpose is to separate multiple authors, keywords, etc. to appear as separate list items appropriately and consistently in the different ways that such information is represented within the PDF file. The package takes care of this when `\sep` is used. For example, in the XMP metadata, it expands as `</rdf:li><rdf:li>` tagging.

2.4.1. PDF Info strings

When `\sep` is not used within its argument, the metadata from `\Title`, `\Author` and `\Keywords` is also included in the PDF `/Info` dictionary. When this is the case, validation for the declared standard will occur only if the corresponding `/Info` item and XMP metadata field convert to exactly the same Unicode string. This cannot happen when `\sep` is used, so the `/Info` items are then not populated.

Unfortunately not all PDF browsers (in particular, older ones and much Apple software) give ready access to the XMP metadata packet. Some authors want to see everything using e.g., the Unix/Linux command: `pdffinfo -enc UTF-8`. In fact there is the `-meta` option to get the complete metadata packet (in UTF-8 encoding). This can give more than what one wants, so use it as follows:

```
pdffinfo -meta <filename>.pdf | grep 'dc:'
```

to extract just the Dublin Core metadata fields.

Another possibility is to *not* use `\sep` with multiple authors and/or keywords. Instead replace it with simply `,`. We do not recommend doing this, as more sophisticated metadata tools will see the result as a single value, rather than multiple authors, say. Different language codes cannot be applied when done this way. However, some authors may find this a satisfactory solution that suits their own tools.

2.5. Macros permitted in metadata

Other TeX macros actually can be used, provided the author is very careful and not ask for too-complicated TeX or LaTeX expansions into internal commands or non-character primitives; basically just accents, macros for Latin-based special characters, and simple textual replacements, perhaps with a simple parameter. A special macro `\pdfxEnableCommands{...}` is provided to help resolve difficulties that may arise.

Here is an example⁴ of the use of `\pdfxEnableCommands`, which occurs with the name of one of our authors (Hàn Thế Thành) due to the doubly-accented letter é. It is usual to define a macro such as: `\def\thanh{H\`an Th\`{\^e} Thanh}`. In previous versions of the pdfx package, use of such a macro within the `.xmpdata` file, in the Copyright information say, could result in the accent macros expanding into internal primitives, such as

```
H\unhbox \voidbex \bgroup \let \unhbox \voidbex \setbox \@tempboxa ...
```

going on for many lines. This clearly has no place within the XMP metadata. To get around this, one could try using simplified macro definitions

⁴Other use cases are discussed with regard to Figures 12 and 16.

- ▶ Introduction
- ▶ Usage
- ▶ Installing
- ▶ Multilingual and Technical Considerations
- ▶ Bibliography
- ▶ References
- ▶ Implementation
- ▶ Index
- ▶ Change History

```
\pdfxEnableCommands{
  \def\#1{#1^cc^80}\def\#1{#1^cc^81}\def\#1{#1^cc^82}}
```

where the `^cc^80`, `^cc^81`, `^cc^82` cause TeX to generate the correct UTF-8 bytes for ‘combining accent’ characters.

This works fine for metadata fields that appear just in the XMP packet. However, it is not sufficient for the PDF /Author key, which must exactly match with the `dc:creator` metadata element. What is needed instead is

```
\pdfxEnableCommands{
  \def\thanh{H^c3^a0n Th\eee Thanh}\def\eee{^c3^aa^cc^81}}
```

or the above with ‘à’ typed directly as UTF-8 instead of `^c3^a0` and ‘ê’ in UTF-8 for `^c3^aa`. The reason for this is due to the `\pdfstringdef` command, which constructs the accented latin letters as single combined characters à and ê, without resorting to combining accents, wherever possible. If the Metadata does not have the same, irrespective of Unicode normalisation, then validation fails.

With version (1.5.6) of the pdfx package, such difficulties have been overcome, at least for characters used in Western European, Latin-based languages. The input encoding used when reading the `.xmpdata` file now includes interpretations of TeX’s usual accent commands to produce the required UTF-8 byte sequences.

Since version (1.5.8) this input encoding was extended to include macro definitions covering TeX’s internal character representation of other alphabets (e.g., extended Latin, Cyrillic, Greek, etc.). However this can become memory intensive, requiring a large number of macro definitions, most of which will never be used. So loading options are provided, enabling a document author to choose only those that may be relevant. Currently these are as in Section 2.1.7.

A significant portion of the Unicode Basic Plane characters can be covered this way. Modules could even be provided for CJK character sets and mathematical symbols, etc. However, as this can become memory intensive, significant testing will be required before these become a standard part of the pdfx package.

2.6. Color profiles

Most standards compliant PDF documents require a *color profile* to be embedded within the file. In a nutshell, such a profile determines precisely how the colors used in the document will be rendered when printed to a physical medium. This can be used to ensure that the document will look exactly the same, even when it is printed on different printers, with different paper types, etc. The inclusion of a color profile is necessary to make the document completely self-contained.

Since most TeX users are not graphics professionals and are not particularly picky about colors, the pdfx package includes default profiles that will be included when nothing else is specified. Therefore, the average user doesn’t have to do anything special about color.

For users who have a specific color profile they wish to use, it is possible to do so by including a `\setRGBcolorprofile` or `\setCMYKcolorprofile` command in the `.xmpdata` file. Note that PDF/A and PDF/E require a profile of type ‘mnrtr’ (monitor) which is usually an RGB color profile, while PDF/X and PDF/VT require type ‘prtr’ (printer) which is usually a CMYK color profile; but valid documents can be created with the correct type designed for the other color space. Use the following commands to specify an RGB or CMYK color profile, respectively:

```
\setRGBcolorprofile{<filename>}{<identifier>}{<info string>}{<registry URL>}
\setCMYKcolorprofile{<filename>}{<output intent>}{<identifier>}{<registry URL>}
```

Within the arguments of these macros, the characters <, >, &, ^, _, #, \$, and ~ can be used as themselves, but % must be escaped as \%.

From version (1.6) the default RGB and CMYK color profiles are now supplied using the `colorprofiles` package by Norbert Preining and Ross Moore [25]. Earlier versions of `pdfx.sty` set the defaults via:

```
\setRGBcolorprofile{sRGB_IEC61966-2-1_black_scaled.icc}
    {sRGB_IEC61966-2-1_black_scaled}
    {sRGB IEC61966 v2.1 with black scaling}
    {http://www.color.org}

\setCMYKcolorprofile{coated_FOGRA39L_arg1.icc}
    {Coated FOGRA39}
    {FOGRA39 (ISO Coated v2 300% (ECI))}
    {http://www.argyllcms.com/}
```

These can still be used if the files from earlier version are available on your TeX system, but they will need to be requested, as above. Other color profile files may be obtained from the International Color Consortium. Please take a look at <http://www.color.org/iccprofile.xalter>.

Alternatively, color profiles are shipped with many Adobe software applications; these are then available for use also with non-Adobe software. Now the `pdfx` package includes coding to streamline inclusion of these profiles in PDF documents, or to specify them as ‘external’ profiles, with PDF/X-4p and PDF/X-5pg variants. Two files `AdobeColorProfiles.tex` and `AdobeExternalProfiles.tex` are distributed with the `pdfx` package. The latter is for use with PDF/X-4p and PDF/X-5pg, which do not require color profiles to be embedded, while the former can be used with other PDF/X variants. Both define commands to use Color Profiles as follows.

<code>\FOGRAXXXIX</code>	Coated FOGRA39 (ISO 12647-2:2004)
<code>\SWOPCGATSI</code>	U.S. Web Coated (SWOP) v2
<code>\JapanColorMMI Coated</code>	Japan Color 2001 Coated
<code>\JapanColorMMI Uncoated</code>	Japan Color 2001 Uncoated
<code>\JapanColorMMI Newspaper</code>	Japan Color 2002 Newspaper
<code>\JapanWebCoatedAd</code>	Japan Web Coated (Ad)
<code>\CoatedGRACoL</code>	Coated GRACoL 2006 (ISO 12647-2:2004)
<code>\SNAPCGATSII</code>	CGATS TR 002
<code>\SWOPCGATSIII</code>	CGATS TR 003
<code>\SWOPCGATSV</code>	CGATS TR 005
<code>\ISOWebCoated</code>	Web Coated FOGRA28 (ISO 12647-2:2004)
<code>\ISOCoatedECI</code>	ISO Coated v2 (ECI)
<code>\CoatedFOGRA</code>	Coated FOGRA27 (ISO 12647-2:2004)
<code>\WebCoatedFOGRA</code>	Web Coated FOGRA28 (ISO 12647-2:2004)
<code>\UncoatedFOGRA</code>	Uncoated FOGRA29 (ISO 12647-2:2004)
<code>\IFRAXXVI</code>	ISOnewspaper26v4 ISO/DIS 12647-3:2004
<code>\IFRAXXX</code>	ISOnewspaper30v4 ISO/DIS 12647-3:2004

As of the time of first compiling this list, only the first six of these result in PDFs which can validate with external profiles (i.e., for PDF/X-4p and PDF/X-5pg) using the then-current versions of Adobe Acrobat Pro software. It is unclear whether the others (incl. `\IFRAXXVI` and `\IFRAXXX`) failed due to incorrect data or problems in the validation software. Since then, with updates to Acrobat Pro, almost all the others have been verified to work, except `\IFRAXXX` which seems

no longer available. Thus these commands come with a ‘use at own risk’ clause.

For ‘external’ profiles, there is a command `\setEXTERNALprofile`, taking 9 arguments, that must be used. Consult `AdobeExternalProfiles.tex` for examples of its use.

All but the last of the macros listed above can also be used for valid embedded profiles, providing the corresponding files can be found. The following macros are used to set the (absolute or relative) path, on the local operating system, to the location of color profile files.

```
\pdfxSetRGBcolorProfileDir{<path to RGB color profiles>}  
\pdfxSetCMYKcolorProfileDir{<path to CMYK profiles>}
```

On a Macintosh, there are various places where the color profiles may be found. One can use either a macro `\MacOSColorDir` which expands into the path for system-provided profiles:

```
/System/Library/ColorSync/Profiles/
```

or the macro `\MacOSLibraryColorDir` expanding to:

```
/Library/ColorSync/Profiles/
```

or `\AdobeMacOSDir` which expands into the path:

```
/Library/Application Support/Adobe/Color/Profiles/Recommended/
```

Under Windows an available macro is `\WindowsColorDir` which expands to:

```
C:\Windows\System32\Spool\Drivers\Color/
```

being the common location for color profiles. Use these within the `.xmpdata` file as, e.g.,

```
\pdfxSetCMYKcolorProfileDir{\AdobeMacOSDir}
```

Authors may change the paths to suit their own circumstances, either *before* loading `pdfx.sty` or within the `.xmpdata` file.

PDF/A and PDF/E usually need an RGB profile, while PDF/X and PDF/VT require a CMYK profile. It is possible to use a CMYK profile with PDF/A or PDF/E by specifying `\setRGBcolorprofile{}{}{}{}` in the `.xmpdata` file. Beware however, that with PDF/A any coloured hyperlink annotations can cause a validation problem, as these are interpreted as RGB colours even when 4 components are given. This may be a bug in validators, as PDF specifies that the number of components should match the color space.

2.6.1. ‘Custom’ color spaces

It is also possible to specify ‘Custom’ color spaces, other than RGB or CMYK. Here is an example command `\viiIndigoTAC`, defined as follows:


```
%% Custom profile: 7C Indigo TAC370 (ColorLogic)
\gdef\viiIndigoTAC{\let\CallasMacOSpdfaPilotdir
\setCUSTOMcolorprofile
{7C Indigo_TAC370_ColorLogic.icc}%
{\CallasProfilesdir}%
{7C Indigo TAC370 \string\ColorLogic\string\}% /ProfileName
{http://www.colorlogic.de}% /RegistryName
{7CLR}% number of colors specifier
{02400000}% ICC version
{/Cyan /Magenta /Yellow /Black /Orange /Green /Violet}% colour names
{48110b8b410ee6be015f3932c3167869}% CheckSum
}
```

which uses a profile that accompanies the pdfaPilot software from Callas Software Gmbh [5]. The macro `\CallasMacOSpdfaPilotdir`, defined in the file `CallasColorProfiles.tex`, specifies the directory where this Custom profile is located, when installed under MacOS. One needs to `\input CallasColorProfiles.tex` before loading the pdfx package. Macros for other directories are also defined in this file.

2.7. Notes on the internal representation of metadata

Within the PDF file, metadata is deposited in two places: some data goes into the native PDF `/Info` dictionary, and some data goes into an XMP packet stored separately within the file. XMP is Adobe's Extensible Metadata Platform [2, 15], and is an XML-based format. See [Adobe XMP Development Center](#) for more exhaustive information about XMP. An XMP Toolkit SDK which supports the GNU/Linux, Macintosh and Windows operating systems is also available under modified BSD licence.

Some of the metadata, such as the author, title, and keywords, can be stored *both* in the XMP packet and in the `/Info` dictionary. For the resulting file to be standards-compliant, the two copies of the data must be identical. This is taken care of automatically by the pdfx package, except when `\sep` is used to handle multiple entries, as discussed above in §2.4.1. In such cases the string is not included within the `/Info` dictionary. Note that this is in accordance with the PDF 2.0 specification [21], which deprecates use of the `/Info` dictionary for such metadata.

In principle, users can resort to alternate ways to create an XMP file for inclusion in PDF. In this case, one should create a customised template file `pdfa.xmp` or `pdfx.xmp` or `pdfe.xmp` (etc., depending on the PDF flavor) containing the pre-defined data. This can be done by modifying the ones supplied with the pdfx package. However, this is an error-prone process and is *not* recommended for most users. If there is a particular field of metadata that you need and that is not currently supported, please contact the package authors.

pdfx makes use of the `xmpincl` package to include XMP data into the PDF. The documentation of `xmpincl` package may help interested users to understand the process of XMP data inclusion.

2.8. Tutorials and technical notes

A tutorial with step-by-step instructions for generating PDF/A files can be found at: <http://www.mathstat.dal.ca/~selinger/pdfa/>.

Some technical notes about production problems the authors have encountered while generating PDF/A compliant documents are available here: http://support.river-valley.com/wiki/index.php?title=Generating_PDF/A_compliant_PDFs_from_pdfTeX. Be aware that this is based on use of an earlier version of the pdfx package, so some of the advice may have been superseded.

3. Installing

The `pdfx.dtx` package is available on CTAN as usual, via <http://ctan.org/pkg/pdfx>. It is also included in TeX distributions such as MacTeX, TeX Live and MiKTeX. Thus most users will not need to handle installation at all.

For those wishing to do a manual installation, here are some notes. The file `pdfx.dtx` is a composite document of program code and documentation in \LaTeX format, in the tradition of *literate programming*. After having installed the package, to get the documentation that you are reading now, run (PDF) \LaTeX on the file `pdfx.dtx`. The resulting PDF should be valid as PDF/A-2u. Or better, use the included `Makefile`, which will also regenerate the index.

To install the package, first extract the program code; i.e., the file `pdfx.sty`, by running \LaTeX or TeX on the file `pdfx.ins`. Create a directory named `pdfx` under `$TEXMF/tex/latex` and copy the files `pdfx.sty`, `8bit.def`, `glyphtounicode-cmr.tex`, `glyphtounicode-ntx.tex` as well as the other `*.tex`, `18u*-penc.def` and `*.xmp` files, into it. Then update TeX's file database using the appropriate command for your distribution and operating system (such as `texhash` or `mktextlsr`, or similar).

3.1. Limitations and dependencies

The `pdfx.sty` package works with pdfTeX and also LuaTeX and XeTeX with some minor limitations. It further depends on the following other packages.

1. `xmpincl` for insertion of metadata into PDF.
2. `inputenc` to establish input-encoding infrastructure — see Section 4.2.
3. `hyperref` for ensuring data is correctly encoded when being written into the PDF file, and supporting features such as hyperlinking, bookmarks, etc.
4. `xcolor` for ensuring consistent use of the color model appropriate the PDF variant, within text and hyperlinks (when allowed).
5. `glyphtounicode.tex` (not Xe \LaTeX) maps glyph names to corresponding Unicode code-points.
6. `ifluatex` allowing coding specific to Lua \LaTeX .
7. `ifxetex` allowing coding specific to Xe \LaTeX .
8. `luatex85` or `pdftexcmds` (LuaTeX only) for access to primitive commands using pdfTeX macro names.
9. `stringenc` used to help generate proper bookmarks with transliterated input; e.g., with `\textLGR` or `\textARM` — see Section 4.1.4.

Other files and packages are loaded as sub-packages or as configuration files for these. Since some of these packages may be loaded by existing documents we provide here advice on how to deal with potential loading and option conflicts.

Firstly, it is best if `pdfx` is the first package loaded; e.g., directly after the `\documentclass` line. This is not a strict requirement, but it is worthwhile to deal with the metadata at the top of your \LaTeX source, allowing correct options to be loaded to cope with validation aspects.

Secondly, replace `\usepackage[<options>]{hyperref}` with `\hypersetup{<options>}`. This deals with most loading issues with the `hyperref` package. Note that PDF/X is a format intended for printing. It forbids inclusion of hyperlinks and other actions, including via bookmarks. To produce a validating PDF/X document, `pdfx` overrides internal macros while keeping colors associated with link anchors. To inhibit these colors also, you could specify options as follows.

```
\hypersetup{colorlinks,allcolors=black}
```

Furthermore, options to set metadata components (such as `pdfauthor`, `pdftitle`, `pdfsubject`, `pdfkeywords`, etc.) are disabled, since `pdfx` has already taken care of this information.

Thirdly, conflicts with other packages may be dealt with by simply changing `\usepackage` to `\RequirePackage` within the document's preamble. But this may not be possible when the `\usepackage` or `\RequirePackage` command occurs within another package, or with a specific set of options, thereby causing processing to stop. Few packages have a command analogous to `\hypersetup`. Instead `\PassOptionsToPackage{<options>}{<package>}` can help. For `<options>` specify the ones associated with the loading yet to come. This can give a smooth processing run, but you'll need to check whether the results from those options have actually taken effect. Some examples of this can be seen later, in Figures 2 and 8.

3.1.1. Limitations using Xe \TeX

To process a file using Xe \TeX , to produce a document that can validate to a particular PDF standard, one need to use a command to run the \TeX engine, as follows.

```
xelatex -shell-escape -output-driver="xdvipdfmx -z 0" <filename>.tex
```

The `-shell-escape` option allows a command-line task to be run, which writes the creation date & time of the running job into a small file on disk. This data, written in a specific format, is then read by the job for inclusion into several metadata fields. This emulates the result of pdf \TeX 's `\pdfcreationdate` primitive. As there are security implications in allowing arbitrary commands to be run, this need for `-shell-escape` must be viewed as imposing a limitation on the work-flows in which this can be safely used.

The `-output-driver="xdvipdfmx -z 0"` suppresses compression, which is not allowed for the XMP metadata packet. Without this, the resulting PDF may fail to pass validation tests.

Xe \TeX is designed for processing UTF-8 input only. When presented with \TeX source using a legacy encoding, such as `latin2` or `koi8-r`, the input is accepted and a PDF produced. Yet there will be garbage characters corresponding to each character entered from the upper range (128–255). This is evident in the PDF content and bookmarks; yet `pdfx` produces the correct XMP metadata packet. So while the techniques explained later in Section 4.1 are valid, the PDF itself does not contain correct content.

Not all fonts, in particular Open-Type fonts (OTF), naturally come with mappings of the glyphs to Unicode code points. This is a requirement with PDF/A, PDF/E and PDF/UA standards. Use of such fonts can result in validation errors, such as:

- ▶ CIDset in subset font is incomplete (font contains glyphs that are not listed).
- ▶ Type 2 CID font: CIDToGID map is invalid or missing.

If one has access to Adobe's Acrobat Pro software, then its `Preflight` utility can rewrite the uncompressed output from Xe \TeX into a valid PDF standard, using compression of the contents but not of the XMP packet. Similarly `Preflight` can sometimes fix the missing font information.

3.1.2. Limitations using Lua \TeX

Lua \TeX can handle the OTF font issues mentioned for Xe \TeX , so can produce valid PDF/A documents where Xe \TeX fails. However, since Lua \TeX expects all input source to be UTF8-encoded, it cannot work at all with documents using older legacy encodings. Instead one gets error messages such as:

```
! String contains an invalid utf-8 sequence.
1.5 \Copyright{\textLIII{UWAGA dla recenzent
                                iżew/tÂi.umaczy}}
?
```

from a document using `latin2` encoded characters. Thus most of Section 4.1 is just not applicable for LuaT_EX, whereas it is for pdfT_EX. This is essentially the same problem as described above for XeT_EX, but here LuaT_EX advises that there are problems as soon as it encounters an invalid (for UTF-8) character. Some would regard this as better than having the job run to completion, only to later discover garbage content within the PDF.

3.2. Files included

The following files are included in the package. Some can be created from `pdfx.dtx`, using the `Makefile`.

3.2.1. Package files

- ▶ `pdfx.sty` — main package file generated from `pdfx.dtx`.
- ▶ `pdfa.xmp` — specimen `xmp` template for PDF/A.
- ▶ `pdfe.xmp` — specimen `xmp` template for PDF/E.
- ▶ `pdfvt.xmp` — specimen `xmp` template for PDF/VT.
- ▶ `pdfx.xmp` — specimen `xmp` template for PDF/X.
- ▶ `8bit.def` — custom input encoding.
- ▶ `l8u-penc.def` — input encoding macro declarations.
- ▶ `l8uarb-penc.def` — input macro declarations for Arabic.
- ▶ `l8uarm-penc.def` — input macro declarations for Armenian.
- ▶ `armglyphs.dfu` — Unicode mapping for Armenian letters.
- ▶ `l8ucyr-penc.def` — input macro declarations for Cyrillic alphabet.
- ▶ `l8udev-penc.def` — input macro declarations for Devanagari.
- ▶ `l8ugrk-penc.def` — input macro declarations for Greek alphabet.
- ▶ `l8uheb-penc.def` — input macro declarations for Hebrew alphabet.
- ▶ `l8ulat-penc.def` — input macro declarations for Latin 1–9 encodings.
- ▶ `l8umath-penc.def` — input macro declarations for mathematical symbols.
- ▶ `glyphtounicode-cmr.tex`, `glyphtounicode-ntx.tex` — maps glyph names to corresponding Unicode for Computer Modern and other T_EX-specific fonts.
- ▶ `AdobeColorProfiles.tex` — macros for inclusion of Adobe-supplied color profiles.
- ▶ `AdobeExternalProfiles.tex` — macros for use of external color profiles.
- ▶ `CallasColorProfiles.tex` — macros for profiles included with Callas `pdfaPilot` software.

3.2.2. Documentation & Examples

- ▶ `README` — usual top-level information.
- ▶ `manifest.txt` — file list.
- ▶ `pdfx.pdf` — package documentation.

- ▶ Introduction
- ▶ Usage
- ▶ Installing
- ▶ Multilingual and Technical Considerations
- ▶ Bibliography
- ▶ References
- ▶ Implementation
- ▶ Index
- ▶ Change History

- ▶ `sample.tex`, `sample.xmpdata` — a sample file with sample metadata.
- ▶ `small2e-pdfx.tex` — sample file with included metadata.

3.2.3. Sources

- ▶ `src/pdfx.dtx` — composite package and documentation.
- ▶ `src/pdfx.ins` — installer batch file.
- ▶ `src/pdfx.xmpdata` — metadata for the documentation.
- ▶ `src/rvdtx.sty` — used by `pdfx.dtx`.
- ▶ `src/Makefile` — a Makefile for building the documentation.
- ▶ `src/MANIFEST` — list of files in this directory.
- ▶ `src/text89.def` — used with Figure 13 in the documentation.
- ▶ `src/{arm-start,koi8-example,koi8-example2,latin2-example}.tex` — used in the documentation with figures showing example coding.
- ▶ `src/{TL-POL-meta,TL-RU-LICRs,TL-RU-metadata,TL-RU-toc,Armenian-example-UTF8,armtex-meta,usage-meta,math-assign5}.png` — screenshot images showing multilingual and other metadata.

3.3. Miscellaneous information

The package is released under the L^AT_EX Project Public Licence. Bug reports, suggestions, feature requests, etc., may be sent to the original authors at cvr@river-valley.org and/or thanh@river-valley.org, or to the more recent contributors at ross.moore@mq.edu.au and/or selinger@mathstat.dal.ca.

4. Multilingual and Technical Considerations

T_EX and L^AT_EX have an on-going practice of including metadata within the source files and package documentation. Usually this is done as comments at the beginning of the file; such as the following from the English language version of the 2015 T_EX Live documentation⁵.

```
$Id: texlive-en.tex 37205 2015-05-05 21:36:33Z karl $
TeX Live documentation. Originally written by Sebastian Rahtz and
Michel Goossens, now maintained by Karl Berry and others.
Public domain.
```

This provides information, ideally suited for copyright metadata fields, as in Section 2.3.2, as well as for `\Subject` and `\CoverDate` from Section 2.3.4.

Also near the top of the file one finds front-matter content

```
\title{%
  {\huge \textit{The \TeX\ Live Guide---2015}}
}
\author{Karl Berry, editor \ll[3mm]
  \url{http://tug.org/texlive/}
}
\date{May 2015}
```

which supplies metadata information for the commands `\Title`, `\Author`, `\CoverDisplayDate` also from Section 2.3.4, and `\CopyrightURL`.

⁵found at `/usr/local/texlive/2016/texmf-dist/doc/texlive/texlive-en/`.

Most of the hundreds of thousands, if not millions of documents prepared using T_EX, L^AT_EX and other T_EX-based formats, include similar metadata information, much of which currently does not accompany the resulting PDF. It is becoming increasingly common, if not yet a legal requirement, for PDFs to satisfy a standard that requires inclusion of metadata. This is especially so for government agencies and institutions receiving government funding, in several countries around the world.

It is an aim of the pdfx to simplify the process of capturing and including metadata within L^AT_EX-produced PDFs, from both the author's view and that of archivists. The extra features introduced with version 1.5.8 take a large step in that direction. This includes the ability, described in the next subsection, to reliably include data presented in different text encodings, rather than being restricted to UTF-8 only. It is a role of the software to make the conversion, rather than rely on some 3rd party for a translation.

4.1. Multilingual Metadata

A cursory search of the documentation (`../texmf-dist/doc`) subtree of the forthcoming T_EX Live 2016 release reveals more than 730 different `.tex` or `.dtx` document sources which specify an input encoding, via the `\usepackage[...]{inputenc}` command. Roughly 380 (a bit more than half) declare UTF-8 as the input encoding. Of the remainder there are ≈ 20 other encodings specified, covering a range of languages for at least part of their content. At some point in time, these documents may be required to have accurate accompanying metadata, as part of conformance to a designated PDF (or other) standard. There are libraries and archives that already must meet such standards.

We have shown above, in Section 2.2, how the `.xmpdata` file can be inserted into the document source, which then ensures that metadata is reliably transferred along with the source itself. This seems a good strategy, but are there any problems with it, especially in a multilingual context?

Modern editing software can require an encoding to be associated with each file. This is what allows the correct characters to be shown, from what is otherwise just a sequence of 8-bit bytes. The flip-side is that arbitrary editing is not permitted. Add some UTF-8 data into a file that is encoded as Latin-2 then try to save it. You may be asked to specify a new encoding, or the application may even crash out entirely. Maybe this happens *accidentally*. It is not hard for a curly quote (') or endash (–) to be included; many editors have settings which can do this with normal ascii input. Turn *off* such settings.

The approach that we advocate is that when editing to add metadata, best is to:

1. use the *same encoding* as is specified for the file itself, if known (as is usually the case);
2. even if 1. is not possible, use Copy/Paste *within* the document source (e.g., for authors' names, addresses, affiliations, etc.) and from comments, as in Section 4 above;
3. avoid typing new characters, especially quotes and dashes, and be extra careful with back-spacing to preserve the real meaning of copied content.

Even if the original encoding is not known, use of Copy/Paste from other parts of the document is normally not going to change its encoding. This should not cause the file to become invalid due to mixed content. In some situations it may be necessary to use an ASCII-only representation, such as L^AT_EX's LICR⁶ macros [22, § 7.11].

4.1.1. Metadata with Cyrillics

Here is a 'real-world' example, with Figure 1 showing the metadata as could be produced for the Russian language version of the T_EX Live documentation, from coding as shown in Figure 2.

⁶LICR: L^AT_EX Internal Character Representation; or think 'I = Interchange'.

- ▶ Introduction
- ▶ Usage
- ▶ Installing
- ▶ Multilingual and Technical Considerations
- ▶ Bibliography
- ▶ References
- ▶ Implementation
- ▶ Index
- ▶ Change History

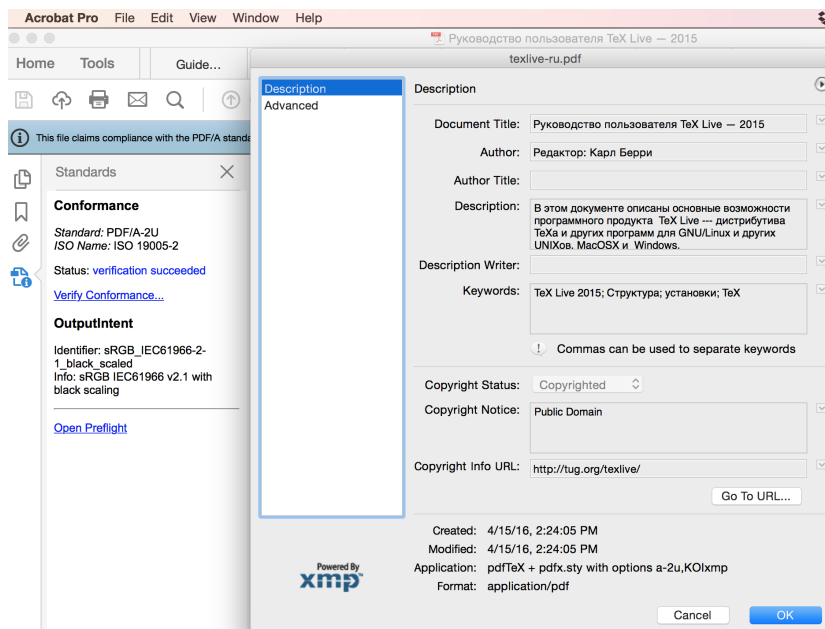


Figure 1: Metadata generated from the coding shown in Figure 2, viewed using Acrobat Pro’s ‘Additional Metadata ...’ panel.

The source file itself is actually encoded for KOI8-R, as indicated by the presence of the code line `\usepackage[koi8-r]{inputenc}`, but is deliberately shown here encoded as T1 [22, p. 449]. This difference is immaterial for checking the validity of the metadata. For example, the stream of upper (accents, etc.) characters within `\title{\textKOI{ ... }}` is the same as within `\title{... \textit{ ... }}`. Similarly for `\author{\textKOI{ ... }}` and `\author{...}`, and `\CoverDate` and `\date`. Strings for the `\Subject` and `\Keywords` are taken from the first actual paragraph in the document, and from early subsection titles.

It is the ‘parser’ command/macro `\textKOI{ ... }` that indicates that the upper range characters (having byte codes 128–255) are to be treated as KOI8-R characters, rather than as part of UTF-8 byte sequences. It works by examining each byte in sequence, and returning the appropriate UTF-8 2-byte sequence for the required cyrillic character. This happens during the processing of data from `\jobname.xmpdata` for fleshing-out the XMP metadata packet to be included within the final PDF/A document.

The ‘parser’ macros defined for various encodings, are given in Figure 3. In Section 2.1.7 the package options are given for loading the appropriate support for desired languages or alphabets. Support for other encodings can be added, if there proves to be a need.

With encoded characters marked in this way with a ‘parser’ macro, it is actually possible to mix UTF-8 metadata with other bytes; provided, of course, you have an editor that allows such a file to be created and saved. On the other hand, if you are unhappy with mixing content having different encodings, then there is another way, based upon \TeX ’s LICR macros [22, § 7.11] for representing accented and non-latin characters. These are normally hidden away (‘I = Internal’) but in fact can be seen within auxiliary files, such as `.aux` and `.toc`, `.lof` and `.lot`. This is how \TeX stores the knowledge of such characters for use in a part of the document processing which may not have the same encoding as the document as a whole, or may require characters generated using several different encodings. Thus LICRs allow for a reliable representation passed to a different context; think ‘I = Interchange’.

Figure 4 shows how to see this. The document source in the lower portion clearly shows the cyrillic input, whereas the `.log` messages in a command-line window above reveal the LICR

- ▶ Introduction
- ▶ Usage
- ▶ Installing
- ▶ Multilingual and Technical Considerations
- ▶ Bibliography
- ▶ References
- ▶ Implementation
- ▶ Index
- ▶ Change History

```
% $Id: texlive-ru.tex 34060 2014-05-16 19:52:41Z boris $
%
%\def\Status{1}
\providecommand{\pdfxopts}{a-2u,KOIxmp}
\providecommand{\thisyear}{2015}
%\immediate\write18{rm \jobname.xmpdata}% uncommet for Unix-based systems
\begin{filecontents*}{\jobname.xmpdata}
\Title{\textKOI{òðĚĪĕĪĀÓŌĕĪ ðĪĪŲŪĪĕĀŌĀĪÑ} TeX Live \textemdash \thisyear}
\Author{\textKOI{əĀĀĀĔŌĪŌ: ĕĀŌĪ áĀŌŌĔ}}
\Subject{\textKOI{æ ŪŌĪĪ ĀĪĔŌĪĀŌĀ ĪĐĔŌĀĪŲ ĪŌĪĪĕĪŲĀ ĕĪŲĪĪŌĪĪŌŌĔ ĐŌĪĈŌĀĪĪĪĪĈĪ ĐŌĪĀŌĔŌĀ }
TeX Live \textKOI{--- ĀĔŌŌĔĔĀŌŌĔĔĔĀ }TeX\textKOI{Ā Ĕ ĀŌŌĈĔĔĔ ĐŌĪĈŌĀĪĪ ĀĪÑ} GNU/Linux
\textKOI{Ĕ ĀŌŌĈĔĔĔ }UNIX\textKOI{ĪĕĪ}, MacOSX\textKOI{ Ĕ Windows.}}
\Keywords{TeX Live \thisyear\sep \textKOI{óŌŌŌĔĔŌŌŌĀ}\sep \textKOI{ŌŌŌĀĪĪĕĔĔ}\sep \TeX}
\CoverDisplayDate{\textKOI{ĪĀĔ} \thisyear}
\CoverDate{2015-05-06}
\Copyrighted{False}
\Copyright{Public Domain}
\CopyrightURL{http://tug.org/texlive/}
\Creator{pdfTeX + pdfx.sty with options \pdfxopts }
\end{filecontents*}
\documentclass{article}
\usepackage[\pdfxopts]{pdfx}[2016/03/09]
\PassOptionsToPackage{obeyspaces}{url}
\let\tldocrussian=1 % for live4ht.cfg
\usepackage{cmap}
\usepackage{tex-live}
\usepackage[koi8-r]{inputenc}
\usepackage[russian]{babel}
...
\begin{document}
\title{%
{\huge \textit{òðĚĪĕĪĀÓŌĕĪ ðĪĪŲŪĪĕĀŌĀĪÑ \protect\TL{} "--- \thisyear}}%
}
\author{əĀĀĀĔŌĪŌ: ĕĀŌĪ áĀŌŌĔ\[\3mm]
\url{http://tug.org/texlive/}}
\date{ĪĀĔ \thisyear}
```

Figure 2: Example of cyrillics in metadata, shown as if T1-encoded. See Figure 1 for the actual result.

representation. A command `\showLICRs` is available with `pdfx.sty` version 1.5.8, specifically to allow this. Now the LICR representation can be copied directly from the `.log` file, modulo slight difficulties due to the way long lines are broken. As this representation is entirely with ASCII characters, it should not cause any conflict with any UTF-8 metadata that you want within the same file. The `.xmpdata` file might now look as in Figure 5. Although very verbose, this should be resistant to any corruption due to character encodings, and produces the same result within the PDF, as in Figure 1.

Alternatively one can exploit the `.toc` file, using \TeX 's command `\addtocontents`, as shown in Figure 6. After processing the file, you can copy the LICR representations out of the `.toc` file, taking care to remove anything of a non-character nature (e.g., implementing the size and spacing of the letters in \TeX).

Of course once you have harvested the metadata in this format, remove or comment-out those extra `\showLICRs` to get uninterrupted processing. Similarly comment-out the extra `\addtocontents` lines, else the real Table-of-Contents will become corrupted with unwanted

macro	encodings	bytes 128–255 with languages
<code>\textLAT</code>	Latin-1	Western European
<code>\textLII</code>	Latin-2	Middle European
<code>\textLIII</code>	Latin-3	South European
<code>\textLIV</code>	Latin-4	North European
<code>\textLTV</code>	Latin-5	Turkish
<code>\textLVI</code>	Latin-6	Nordic
<code>\textLVII</code>	Latin-7	Baltic Rim
<code>\textLIIIX</code>	Latin-8	Celtic
<code>\textLIX</code>	Latin-9	Western European, incl. €
<code>\textKOI</code>	KOI8-R, KOI8-RU	cyrillic alphabets
<code>\textLGR</code>	LGR, ISO-8859-7	Greek & Polytonic Greek
<code>\textARM</code>	ArmTeX, ArmSCII8	Armenian
<code>\textHEB</code>	HE8, ISO-8859-8, CP1255	Hebrew
<code>\textHEB0</code>	CP862	Hebrew
<code>\(...\)</code>	parses simple mathematical expressions	

Figure 3: Parser macros, defined for specific types of input.

entries. A couple more \TeX processing runs should restore the PDF to the way you want it.

4.1.2. Metadata with Polish

The next example has upper-range bytes intended to represent Latin-2 encoded characters, as used in Polish. With the \TeX source starting as in Figure 8, the resulting metadata is shown in Figure 7.

Here the ‘parser macro’ is `\textLII`, which can be seen in Figure 8 to surround either complete metadata entries, or just those parts containing polish accented (or other) characters in entries that also contain english words. The macro `\textLF` provides a line-feed character for the UTF-8 output.

As a technical note, the `\jobname.xmpdata` file is read with `\obeyspaces` in effect. This causes space runs in the input to be replaced by a single ‘active space’ character, which ultimately expands into a normal space upon output. This is needed to preserve inter-word spaces, which would otherwise get lost during parsing, due to \TeX ’s pattern matching when reading macro arguments. Each byte is examined individually, with normal letters a-zA-Z and most punctuation characters passed through unchanged.

Let’s understand better how this example was created. There are three files involved.

- ▶ `pdfx.dtx`, the source for this documentation, open in an editor with encoding declared as UTF-8;
- ▶ `texlive-pl.tex` the Polish documentation for \TeX Live, open in the same editor with Latin-2 encoding;
- ▶ `latin2-example.tex` which starts life as an empty file on disk.

This latter file must be opened in the editor, with encoding declared as Latin-2 (ISO-8859-2). Next the preamble is copied from `texlive-pl.tex` and pasted into `latin2-example.tex` which is then saved to disk. Further editing is done to `latin2-example.tex` to add verbatim markers (`|...|`) and adjust line lengths for display within Figure 8. This file’s contents is included as part of the documentation via `\input{latin2-example}` within an environment that handles presentation aspects, and (since 2018) declares `\UseRawInputEncoding`.

- ▶ Introduction
- ▶ Usage
- ▶ Installing
- ▶ Multilingual and Technical Considerations
- ▶ Bibliography
- ▶ References
- ▶ Implementation
- ▶ Index
- ▶ Change History

```
(/usr/local/texlive/2014/texmf-dist/tex/latex/oberdiek/grfext.sty)
(/usr/local/texlive/2014/texmf-dist/tex/latex/latexconfig/epstopdf-sys.cfg)
> \LICRs=macro:
->\IeC {\CYRR } \IeC {\cyru } \IeC {\cyrk } \IeC {\cyro } \IeC {\cyrv } \IeC {\cyro }
\IeC {\cyrd } \IeC {\cyrS } \IeC {\cyrT } \IeC {\cyrV } \IeC {\cyro } \IeC {\cyrp }
\IeC {\cyro } \IeC {\cyrL } \IeC {\cyrSftsn } \IeC {\cyrz } \IeC {\cyro } \IeC {\cyr
rv } \IeC {\cyra } \IeC {\cyrT } \IeC {\cyre } \IeC {\cyrL } \IeC {\cyrya } \protect
\TL {} "---- 2015.
\showLICRs ...otect \edef \LICRs {#1}\show \LICRs
1.45 ...???? ?????????? \protect\TL{} "---- 2015}
? █
43 \begin{document}
44
45 \showLICRs(Руководство пользователя \protect\TL{} "---- 2015)
46 \title{%
47 {\huge \textit{Руководство пользователя \protect\TL{} "---- 2015}}%
48 }
49
50 \author{Редактор: Карл Берри\3mm}
51 \url{http://tug.org/texlive/}
```

Figure 4: How to see LICRs in the .log window.

What *cannot* be done is to paste the preamble content directly into `pdfx.dtx`. Consider what would then happen, using ‘`tłumaczy`’ (‘translators’, on line 10 following ‘`UWAGA`’). This word shows correctly in the Latin-2 encoded files. It was typeset here using `\l` for the ‘`ł`’ letter, having Unicode code-point `Ux0142` (so UTF-8 byte pair “`C5 82`”). However, it occurs at slot “`B3`” within Latin-2 encoding. In the T1 font encoding [22, p. 449] the character glyph name for slot “`B3`” is `/scedilla`, which is what shows in Figure 8. When the ‘`ł`’ is pasted directly into a UTF-8 file and shown verbatim, the result is the pair of glyphs “`C5` (`/Aring`) and “`82` (`/Cacute`); viz. `tĂĆumaczy`.

As with Figure 2 it is not important that the correct characters are shown here, but that the metadata in `\jobname.xmpdata` corresponds to what is used on the titlepage of the PDF; e.g., the contents of `\Title` and `\title`, `\Author` and `\author`, etc.

4.1.3. Metadata with Greek

Prior to proper support for UTF-8 input, a method for preparing document source for the modern Greek language (and also for polytonic Greek), involved the use of LGR encoded fonts. Such a font has Greek (instead of Latin) letters in the slots for `a-zA-Z`, see [22, §9.4.2]. Thus ordinary ASCII letters are used to produce the Greek characters; the mapping of ASCII to Greek is referred to as a ‘transliteration’ scheme. It serves as *both* an input encoding, and as a font encoding. Accents and diacritic marks are provided through ligatures built-in to the fonts. Various documents can be found on the web⁷ and within T_EX Live distributions⁸.

Indeed the current maintainer Günther Milde states “The LGR transliteration does not work for PDF metadata”. This is because there is no translation of LGR input into T_EX LICRs, as happens with say `\usepackage[utf8]{inputenc}` for UTF-8 input, or when upper 8-bit characters are present using `\usepackage[iso-8859-7]{inputenc}`. With these, LICRs such as `\textAlpha`, `\textOmicron`, ..., `\textomega` are produced, which result in the correct characters for metadata and bookmarks, perhaps employing Unicode ‘combining’ characters for accented letters. Using `pdfx` the UTF-8 characters can be put directly into the `.xmpdata` file; LICRs are interpreted provided the `grkxmp` loading option has been specified.

Using the methods of `pdfx` the metadata difficulty is remedied, as can be seen in Figure 9 using coding as shown in Figure 10. This requires the `LGRxmp` option and `\textLGR` ‘parser’ macro. The original document source, called `usage.tex`, can be found in the directory specified in the footnote below. As this document is essentially an English description of how to use

⁷e.g., <http://milde.users.sourceforge.net/LGR/>

⁸TeXLive: .../2016/texmf-dist/doc/generic/babel-greek/

```
% $Id: texlive-ru.tex 34060 2014-05-16 19:52:41Z boris $
%
%\def\Status{1}
\providecommand{\pdfxopts}{a-2u,KOIxmp}
\providecommand{\thisyear}{2015}
%\immediate\write18{rm \jobname.xmpdata}% uncommnt for Unix-based systems
\begin{filecontents*}{\jobname.xmpdata}
\Title{\IeC {\CYRR } \IeC {\cyru } \IeC {\cyrk } \IeC {\cyro } \IeC {\cyrv } \IeC {\cyro }
 \IeC {\cyrd } \IeC {\cyrS } \IeC {\cyrt } \IeC {\cyrv } \IeC {\cyro } \IeC {\cyrp } \IeC {\cyro }
 \IeC {\cyr1 } \IeC {\cyrSftsn } \IeC {\cyrz } \IeC {\cyro } \IeC {\cyrv } \IeC {\cyra } \IeC {\cyrt }
 \IeC {\cyre } \IeC {\cyr1 } \IeC {\cyrya } TeX Live \textemdash \thisyear}
\Author{\IeC {\CYRR } \IeC {\cyre } \IeC {\cyrd } \IeC {\cyra } \IeC {\cyrk } \IeC {\cyrt }
 \IeC {\cyro } \IeC {\cyrr } : \IeC {\CYRK } \IeC {\cyra } \IeC {\cyrr } \IeC {\cyr1 }
 \IeC {\CYRB } \IeC {\cyre } \IeC {\cyrr } \IeC {\cyrr } \IeC {\cyri }
\Keywords{TeX Live \thisyear\sep \IeC {\CYRS } \IeC {\cyrt } \IeC {\cyrv } \IeC {\cyru }
 \IeC {\cyrk } \IeC {\cyrt } \IeC {\cyru } \IeC {\cyrr } \IeC {\cyra } \IeC {\cyrr } \IeC {\cyru }
 \IeC {\cyrS } \IeC {\cyrt } \IeC {\cyra } \IeC {\cyrn } \IeC {\cyro } \IeC {\cyrv } \IeC {\cyrk }
 \IeC {\cyri } \sep \TeX}
\Subject{\IeC {\CYRV } \IeC {\cyrerev } \IeC {\cyrt } \IeC {\cyro } \IeC {\cyrm } \IeC {\cyrd }
 \IeC {\cyro } \IeC {\cyrk } \IeC {\cyru } ...
...
\CoverDisplayDate{\IeC {\CYRM } \IeC {\cyra } \IeC {\cyrishrt } 2015}
\CoverDate{2015-05-06}
\Copyrighted{False}
```

Figure 5: Example of cyrillics in metadata, using LICRs.

LGR for Greek, we have used the ‘Keywords’ field to provide examples of such usage. Since a macro `\textgreek` can be used for greek portions within such documents, this macro name is aliased to `\textLGR` within the context where metadata is processed. Furthermore, parsing using `\textLGR` generates correct pre-composed characters for letters with accents or diacritics. Bookmarks can also be generated from LGR input, using a technique described in Section 4.1.4.

The features available with different loading options are summarised here.

- ▶ `no` option: all metadata in `.xmpdata` file is in UTF-8 (incl. ASCII)
- ▶ `grkxmp`: LICRs can be present; e.g. `\textAlpha`, `\textOmega`, etc.
- ▶ `LGRxmp`: supports LGR-encoded input and ISO-8859-7 upper range characters, using the `\textLGR` ‘parser’ macro.

With `LGRxmp` specified, the features of `grkxmp` are also available; so any lower-listed option allows data to be mixed with that for higher-listed ones.

The final piece to get validation for PDF/A from LGR input, is to specify a Unicode point for the ‘v’ used only in the strong ‘sv’ ligature to obtain a non-final ‘sigma’ typeset in isolation.

```
\pdfglyphtounicode{internalchar2}{200D}
```

This gives an interpretation as ‘zero-width joiner’. There are two instances of this within `usage.tex`. Copy/Paste works as desired. Using pdfTeX the above command is done automatically. Drivers, such as XeTeX lacking an implementation of `\pdfglyphtounicode`, can fail to produce a valid PDF due to this rather minor deficiency.

Greek numerals, using `\greeknumeral` or `\Greeknatural` cannot work directly within a `.xmpdata` file. However if such is desired, the following technique allows correct LICRs to be

```

43 \begin{document}
44
45 \addcontentsline{toc}{title}{Руководство пользователя \protect\TL{} "---- 2015}
46 \title{%
47   {\huge \textit{Руководство пользователя \protect\TL{} "---- 2015}}%
48 }
49 \addcontentsline{toc}{author}{Редактор: Карл Берри}
50 \author{Редактор: Карл Берри\{3mm}
51   \url{http://tug.org/texlive/}}
52 \date{Май \thisyear}
53 \addcontentsline{toc}{date}{Май \thisyear}
54 \addcontentsline{toc}{docs}{Структура}
55 \addcontentsline{toc}{install}{установки}
56 \addcontentsline{toc}{Subject}{В этом документе описаны основные возможности программного продукта
57 \TL{} "---- дистрибутива \TeX{}а и других программ для \acro{GNU}/Linux и других UNIXов, \MacOSX и Windows.}
58 \maketitle
59

```

Figure 6: How to get desired LICRs into the .toc file.

found for use in the metadata. At any convenient place within the \LaTeX source; e.g., near where the required number is used, insert coding such as:

```
\pdfxGreeknumeralsHack \textgreek{\edef\num{\greeknumeral{1997}}\show\num}}%
```

Upon processing, the following will be written to the console or .log-window.

```

> \num=macro:
->\LGR\textaristerikeraia \LGR\textalpha \LGR\textsampi \let \protect \LGR\text
dexiakeraia \LGR\textqoppa \let \protect \LGR\textdexiakeraia \LGR\textzeta \le
t \protect \LGR\textdexiakeraia \protect \LGR\textdexiakeraia .
<argument> ...um {\greeknumeral {1997}}\show \num

1.90 ...k{\edef\num{\greeknumeral{1997}}\show\num}
?

```

from which the desired string of LICRs, is extracted; viz.

```
\textaristerikeraia\textalpha\textsampi\textqoppa\textzeta\textdexiakeraia
```

The corresponding trick does not work with $\Greekn numeral$, but the uppercasing can be done manually from the string obtained using \greeknumeral ,

```
\textaristerikeraia\textAlpha\textSampi\textQoppa\textZeta\textdexiakeraia
```

leaving the initial and final ...keraia macros as all lowercase. For smooth processing, remove or comment-out the added line after collecting the LICRs.

4.1.4. Metadata with Armenian

The ArmiTeX package⁹ provides the method to typeset Armenian, with input being specified in various ways including a transliteration scheme from ASCII input. This transliteration is directed at the use of the OT6 encoding, developed for this purpose. Each way is supported by pdfx.sty with appropriate loading options, similar to the support for Greek (see Section 4.1.3).

- ▶ no option: all metadata in .xmpdata file is in UTF-8 (incl. ASCII)
- ▶ armxmp : using LICR-like macro names; e.g. $\backslash\text{armAyb}$, $\backslash\text{armsha}$, $\backslash\text{armfe}$ etc.

⁹documentation: TeXLive: [.../2016/texmf-dist/doc/generic/armenian/](http://www.tug.org/texlive/dist/doc/generic/armenian/)

- ▶ Introduction
- ▶ Usage
- ▶ Installing
- ▶ Multilingual and Technical Considerations
- ▶ Bibliography
- ▶ References
- ▶ Implementation
- ▶ Index
- ▶ Change History

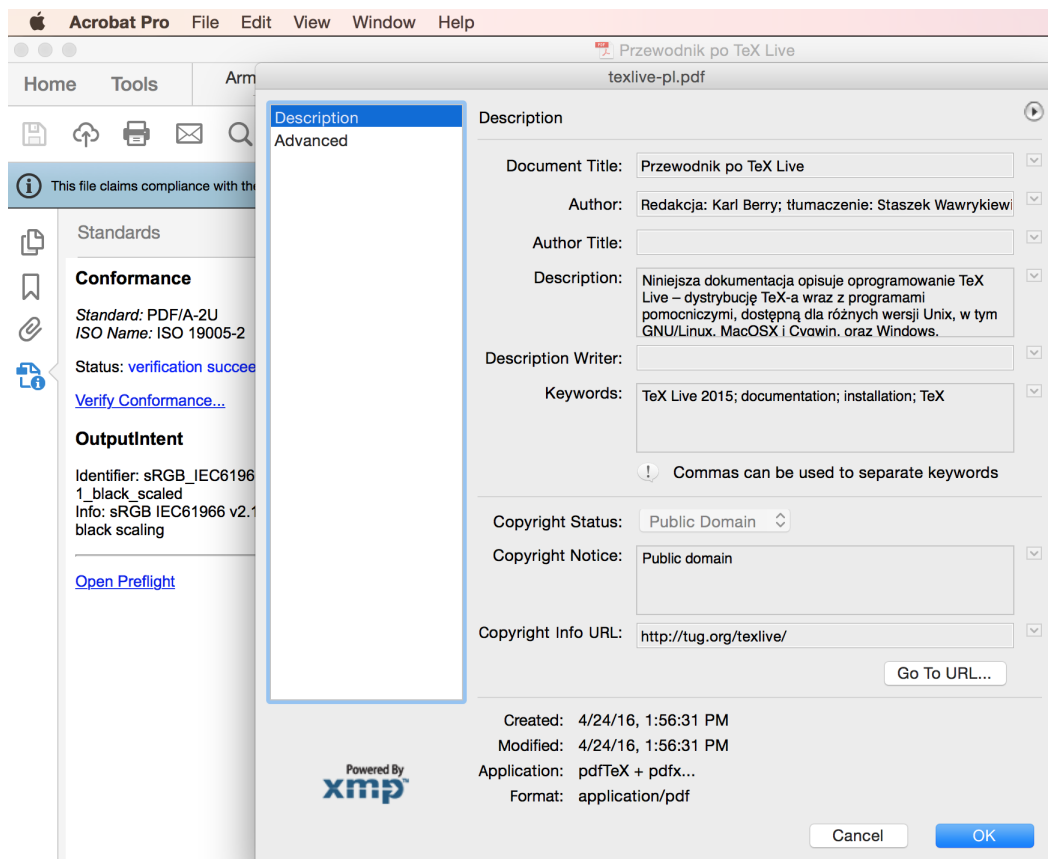


Figure 7: Metadata generated from the coding shown in Figure 8 for the Polish version of TeX Live 2015 documentation, showing Latin-2 encoded characters. The document is valid for PDF/A-2, after having been processed with pdfTeX.

- ▶ AR8xmp: using the ArmTeX (OT6) transliteration scheme or with upper-range characters in ArmSCII8 encoding, using the ‘parser’ macro `\textARM`.

There are 39 letters in the Armenian alphabet, so the transliteration includes many 2-letter combinations to specify the desired character. Whereas Greek uses punctuation symbols to specify diacritics, Armenian requires either ligatures implemented in the OT6-encoded font, or careful parsing of the input into LICR-like macros. TeX source¹⁰ for the ArmTeX documentation is available in both English and Armenian. Figure 11 shows the result of enriching the Armenian version with relevant metadata, using coding as shown in Figure 12.

As in earlier examples, that metadata has come from the extensive comments at the head of the TeX source file (represented by ... in Figure 12), and other title-page material, such as title and author names in both English and Armenian. Within the keywords are armenian words that are mentioned in the documentation as being slightly tricky to represent in transliteration, to verify that the required tricks have been correctly implemented.

Also apparent in Figure 11 is the use of Armenian letters in the Bookmarks pane, having been generated from the transliteration source. This requires a 3-step process, as follows.

1. conversion of transliterated source into UTF-8. This is done as the .xmpdata file is processed, using `\pdfxEnableCommands` to make global definitions; e.g,

¹⁰TeXLive: [.../2016/texmf-dist/doc/generic/armenian/examples/latex/](https://tug.org/texlive/2016/texmf-dist/doc/generic/armenian/examples/latex/)

- ▶ Introduction
- ▶ Usage
- ▶ Installing
- ▶ Multilingual and Technical Considerations
- ▶ Bibliography
- ▶ References
- ▶ Implementation
- ▶ Index
- ▶ Change History

```
% iso8859-2
% $Id: texlive-pl.tex, v. 53 2015/05/17
% TeX Live documentation.
% Originally written by Sebastian Rahtz and Michel Goossens,
% now maintained by Karl Berry and others.
% Polish translation and additions by Staszek Wawrykiewicz
% (with a little help from my friends, while my guitar gently weeps ;-))
% Public domain.
% ----
% UWAGA dla recenzentów/tsumaczy: %! to moje komentarze (StaW)
%
\providecommand{\pdfxopts}{a-2u,LATxmp}
\providecommand{\thisyear}{2015}
\begin{filecontents*}{\jobname.xmpdata}
\Title{Przewodnik po TeX Live \thisyear}
\Author{Redakcja: Karl Berry\sep \textLII{tsumaczenie: Staszek Wawrykiewicz}}
\Subject{\textLII{Niniejsza dokumentacja opisuje oprogramowanie \TeX\ Live
-- dystrybucję \TeX-a wraz z~programami pomocniczymi, dostępną dla różnych wersji Unix,
w~tym GNU/Linux, MacOSX i~Cygwin, oraz Windows.}\textLF\textLF Documentation originally
written by Sebastian Rahtz and Michel Goossens, now maintained by Karl Berry and others.}
\Keywords{TeX Live \thisyear\sep documentation\sep installation\sep \TeX}
\Copyright{Public domain}\Copyrighted{False}
\CopyrightURL{http://tug.org/texlive/}
\CoverDisplayDate{Maj \thisyear}
\CoverDate{\thisyear-05-17}
\Creator{pdfTeX + pdfx.sty with options \pdfxopts, from TeX Live 2016}
\end{filecontents*}
%
\documentclass{article}
\let\tldocenglish=0 % for live4ht.cfg
\let\textsl\textit
\usepackage[\pdfxopts]{pdfx}[2016/04/13]
\PassOptionsToPackage{obeyspaces}{url}
\PassOptionsToPackage{breaklinks,colorlinks,linkcolor=hypercolor,citecolor=hypercolor,%
urlcolor=hypercolor,filecolor=hypercolor,bookmarksopen,hyperindex}{hyperref}
\hypersetup{breaklinks,colorlinks,allcolors=hypercolor}
\usepackage{tex-live}
\usepackage{polski} % for PL
\usepackage[latin2]{inputenc} % for PL
\usepackage[T1]{fontenc}
...
\begin{document}
\title{\huge \textit{Przewodnik po \protect\TL{} 2015}}
\author{Redakcja: Karl Berry; tsumaczenie: Staszek Wawrykiewicz \[\[3mm]
\url{http://tug.org/texlive/}}
\date{Maj 2015}
```

Figure 8: Start of the \LaTeX source for the Polish version of \TeX Live documentation. Although Latin-2 encoded, the bytes are shown here using \LaTeX 's T1 encoding [22, p. 449].

```
\xdef\sectAtitle{\textARM{Nerac' uthyun}}
```

capturing the section title in the form supplied in the \LaTeX source. This can be seen in

- ▶ Introduction
- ▶ Usage
- ▶ Installing
- ▶ Multilingual and Technical Considerations
- ▶ Bibliography
- ▶ References
- ▶ Implementation
- ▶ Index
- ▶ Change History

Figure 12, near the end of the `{filecontents*}` environment, and at the bottom where the `\section` command would occur.

2. conversion of the UTF-8 representation into UTF16-be, suitable for bookmark strings within the PDF file. With pdfTeX this is done using `\StringEncodingConvert` from Heiko Oberdiek's `stringenc.sty` package. LuaTeX and XeTeX can use the UTF-8 representation directly.
3. integration of the UTF16-be string (pdfTeX) or UTF-8 string (LuaTeX and XeTeX) into the coding that would normally generate the bookmark from a provided section title, in transliterated form.

These last two steps are combined into a single command, to replace the usual command for a section title; `\section`, `\subsection`, etc.

```
\pdfxBookmark{\section}{\sectAtitle}{Nerac'uthyun}
```

Now `\pdfxBookmark` first checks that the macro passed as the 2nd argument actually exists. If it does not, an error message is given and upon continuation would just do `\section{Nerac'uthyun}` as normal. When it does exist, then step 2 is done (by pdfTeX) storing the result as `\pdfx@temp`. With LuaTeX and XeTeX, `\pdfx@temp` stores a copy of the UTF-8 data. Then the commands needing to be executed are essentially

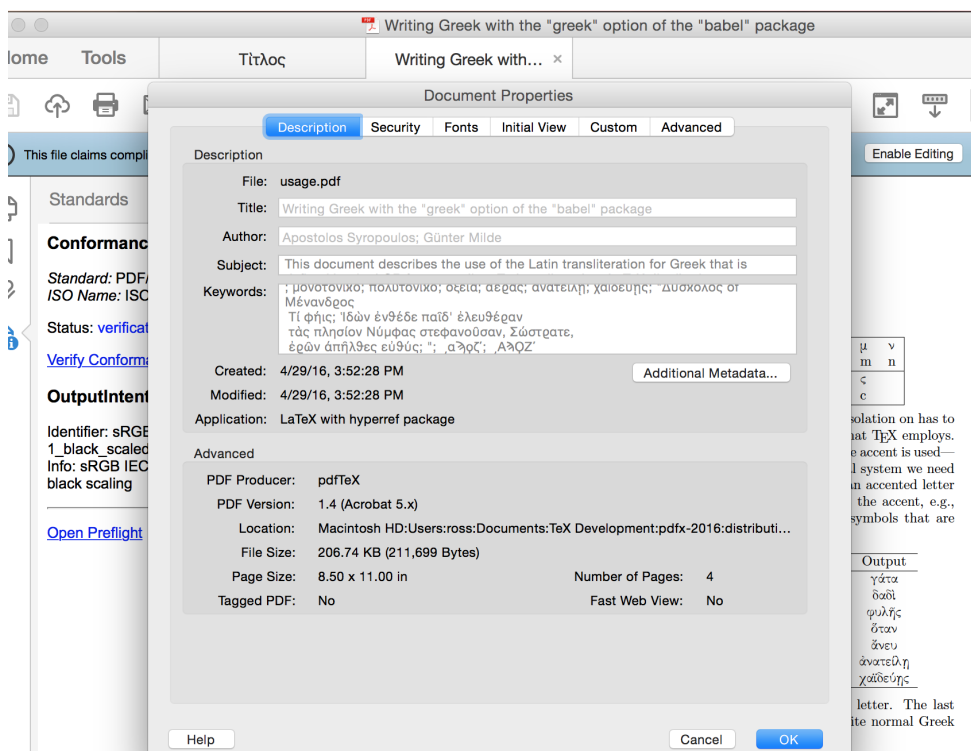


Figure 9: Metadata generated from the coding shown in Figure 10 using the greek language specified via the LGR encoding.

- ▶ Introduction
- ▶ Usage
- ▶ Installing
- ▶ Multilingual and Technical Considerations
- ▶ Bibliography
- ▶ References
- ▶ Implementation
- ▶ Index
- ▶ Change History

```
% ...
% This file is part of the Babel system.
% -----
%
% It may be distributed and/or modified under the
% conditions of the LaTeX Project Public License, either version 1.3
% ...
% The Current Maintainer of this work is Günter Milde.
% ...

\providecommand{\pdfxopts}{a-2u,LGRxmp,LATxmp}
\begin{filecontents*}{\jobname.xmpdata}
\Title{Writing Greek with the "greek" option of the "babel" package}
\Author{Apostolos Syropoulos\sep Günter Milde}
\Subject{This document describes the use of the Latin transliteration for Greek that is
defined by the LGR font encoding. Today, all modern LaTeX distributions support literal
input of Greek, which is the preferred method for new documents. [G. Milde 2013/12/02]}
\Keywords{\textLGR{monotonik'o}\sep \textLGR{polutonik'o}\sep \textgreek{oxe'ia} \sep
\textgreek{>a'erac}\sep \textgreek{>anate'ilh|}\sep \textgreek{qa"ide'uh|c}} \sep
\textgreek{D'uskoloc} of \textgreek{M'enandroc}\textLF \textLGR{T'i f'hic? <Id'wn
>enj'ede pa'id'' >eleuj'eran\textLF t'ac plhs'ion N'umfac stefano~usan, S'wstrate,
\textLF >er~wn 'ap~hljec e>uj'uc? \sep
\textaristerikeraia\textalpha\textsampi\textqoppa\textzeta\textdexiakeraia\sep
\textaristerikeraia\textAlpha\textSampi\textQoppa\textZeta\textdexiakeraia}}
\CoverDate{1997-10-15}
\CoverDisplayDate{October 15, 1997}
\Copyright{This file is part of the Babel system.\textLF This file may be distributed and/or
modified under the conditions of the LaTeX Project Public License, either version 1.3
of this license or (at your option) any later version.}
\CopyrightURL{http://www.latex-project.org/lppl.txt}
\end{filecontents*}
%
\documentclass[11pt]{article}
\usepackage[\pdfxopts]{pdfx}[2016/04/13]
\hypersetup{colorlinks,allcolors=blue}
\usepackage[american,greek]{babel}
\languageattribute{greek}{polutoniko}
\usepackage{athnum,grmath}
\newcommand{\sg}{\selectlanguage{greek}}
\newcommand{\sa}{\selectlanguage{american}}
\begin{document}
\selectlanguage{american}
\title{Writing Greek with the \ttfamily greek\rmfamily\ option of the
\ttfamily babel\rmfamily\ package}
\author{Apostolos Syropoulos\
...\\...}
\date{October 15, 1997}
\maketitle
\abstract{\noindent
This document describes the use of the Latin transliteration for Greek that
is defined by the LGR font encoding. Today, all modern LaTeX distributions
support literal input of Greek, which is the preferred method for new
documents. [G. Milde 2013/12/02]}
```

Figure 10: Start of enriched L^AT_EX source for a document describing how to typeset in Greek, with added metadata demonstrating the LGR transliteration encoding.

- ▶ Introduction
- ▶ Usage
- ▶ Installing
- ▶ Multilingual and Technical Considerations
- ▶ Bibliography
- ▶ References
- ▶ Implementation
- ▶ Index
- ▶ Change History

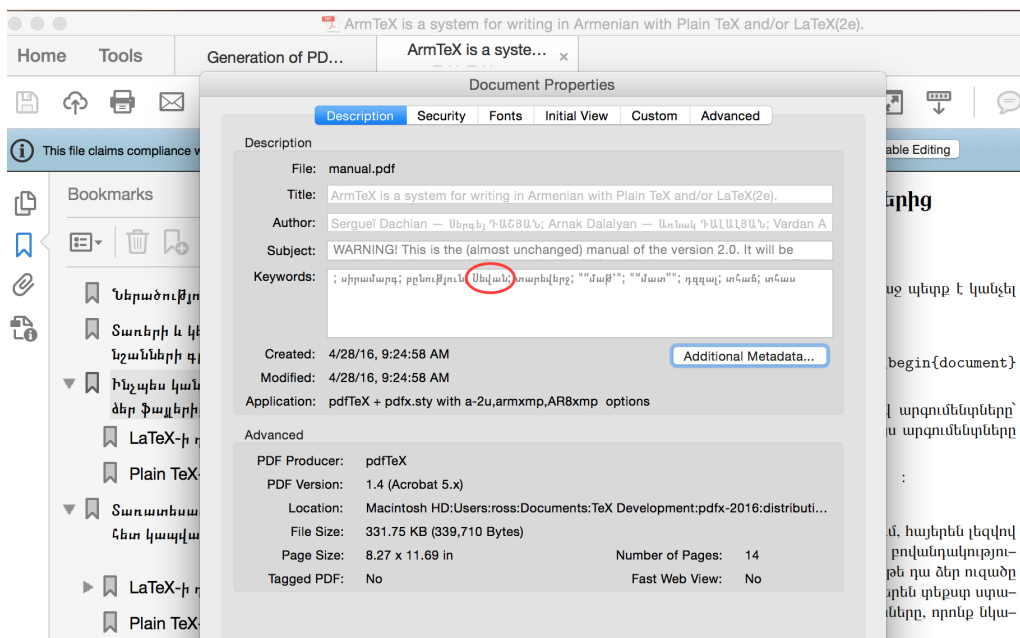


Figure 11: Metadata generated from the coding shown in Figure 12 using the Armenian language specified using Arm \TeX transliteration. Bookmarks have been generated in Armenian. Figure 13 explains how the word indicated in red is obtained via parsing.

```
\pdfstringdefDisableCommands{\let\sectAtitle\pdfx@temp}
\def\sectAtitle{Nerac'uthyun}
\section{\sectAtitle}
```

so that the correct section heading is displayed on the page, but when `\sectAtitle` is processed to create a bookmark it is replaced by the pre-prepared contents of `\pdfx@temp`. There are some technicalities¹¹ to make this work cleanly, as just doing these commands would interfere with other uses of `\pdfstringdef`. In case a long sectioning command has an optional argument, or a `*`-variant is needed, then include it this way.

```
\pdfxBookmark[Ar'avot e'r]{\section*}{\sectAtitle}{Ar'avot e'r, Araratyan dashti ...}
```

4.1.5. Other Languages

There is support for Metadata using characters from other languages, with corresponding load-ing options, as follows.

- ▶ `arbxmp` : Arabic; via LICRs `\textarabicallef`, `\textarabicqaf`, `\textarabicaleflowerhamza`, etc.
- ▶ `devxmp` : Devanagari; via LICRs `\textdevanagaria`, `\textdevanagarivocalicr`, `\textdevanagaricandrabindu`, etc.
- ▶ `hebxmp` : Hebrew; via LICRs `\hebalef`, `\hebsamekh`, `\hebfinalpe` and accent marks `\segol`, `\qubuts`, etc.

¹¹In fact a small change is made to how `\@writetorep` is used.

- ▶ Introduction
- ▶ Usage
- ▶ Installing
- ▶ Multilingual and Technical Considerations
- ▶ Bibliography
- ▶ References
- ▶ Implementation
- ▶ Index
- ▶ Change History

```

%%
%% This is the 'manual.tex' file (ArmTeX manual in Armenian).
...
%%
%%%%%%%%%%%%%%%%%%%%%%%%%%%%%%%%%%%%%%%%%%%%%%%%%%%%%%%%%%%%%%%%%%%%%%%%
\providecommand{\pdfxopts}[a-2u,armxmp,AR8xmp]
\immediate\write18{rm \jobname.xmpdata}
\begin{filecontents*}{\jobname.xmpdata}
\Title{ArmTeX is a system for writing in Armenian with Plain TeX and/or LaTeX(2e).\textLF
\textARM{\ArmTeX` {\aroff\TeX}-um ev {\aroff\LaTeX}-um Hayeren Lezov Grelu Hamakarg}}
\Author{Serguei Dachian \textARM{--- Sergey DASHYAN}\sep Arnak Dalalyan
\textARM{--- Ar'nak DALALYAN}\sep Vardan Akopian \textARM{--- Vardan HAKOBYAN}}
\Copyright{\textcopyright 1997\textendash 2013 ArmTeX may be distributed and/or modified
under the conditions of the LaTeX Project Public License, either version 1.3 of this
license or (at your option) any later version.}
\CopyrightURL{http://www.latex-project.org/lppl.txt}
\Subject{WARNING! This is the (almost unchanged) manual of the version 2.0. It will be
replaced by the manual of the version 3.0 before this beta release becomes official.
A (temporary) brief description of the new features of \latArmTeX-3.0 can be found at
the end of the ``readme.txt'' file. \textLF
\textLF\textARM{OWSHADROWT'YO|WN: Sa tarberak 2.0-i (grethe anphophox) dzer'narkn e': Ayn
kphoxarinv tarberak 3.0-i dzer'narkov naxqan ays beta tho\ghark\man pashtonakanacowmu':
\ArmTeX-3.0-i nor hnaravoruthyunneri (g'a\ma\na\ka\vor) hamar'ot nkaragrowmu' (angleren
lezvov) karogh eq gu't\armuh nel``}\readme.txt\textARM{'' fayli verjum;}
\textLF\textLF\textARM{Hamakargu' o'gtagorc'elu hamar bavakan e' karoghanal ayn kanchel dzer
fayleric, tirapetel tar'qatesakneru' phoxogh hramannerin ev i\ma\nal the inchpes petq e'
nerrmuc'el teqstu' steghnasharic: Ays gor\c'o\ghu\thyun\ne\ru' nkaragrvac' en hajordogh
ereq bag'innerum:}}
\Keywords{\textARM{si\ra\marg}\sep \textARM{bu'\armuh nuthyun}\sep \textARM{Se'\armuh van}
\sep \textARM{tare\*verj}\sep \textARM{'\mat'}\sep \textARM{'\mat''}\sep \textARM{d\*zzal}
\sep \textARM{t\*haj'}\sep \textARM{t\*has}}
\CoverDisplayDate{1 June 1999 (\textARM{1-u' hunisi 1999 th.})}
\Creator{pdfTeX + pdfx.sty with \pdfxopts\space options}
\pdfxEnableCommands{\let\sl\empty%
\def\sectAtitle{\textARM{Nerac'uthyun}}%
\xdef\sectBtitle{\textARM{Tar'eri ev ketadrakan nshanneri greldazevu'}}%
...
\xdef\sectFtitle{\textARM{Arm\TeX-i phophoxman patmuthyunu'}}%
}
\end{filecontents*}

\documentclass[12pt,a4paper]{article}
\usepackage[\pdfxopts]{pdfx}
\hypersetup{colorlinks,allcolors=blue}
...
\title{\ArmTeX$, \$' $, {\aroff \TeX}-um ev {\aroff \LaTeX}-um Hayeren Lezov
Grelu Hamakarg\{\ \normalsize\aroff (\latArmTeX: a System for Writing in Armenian
with \TeX\ and \LaTeX)}}
\author{ ... }%
\date{1-u' hunisi 1999 th.}
...
\begin{document}
\maketitle
...
%\section{\sectAtitle}{\sectAtitle}{Nerac'uthyun}
\pdfxBookmark{\section}{\sectAtitle}{Nerac'uthyun}

```

Figure 12: Enriched \LaTeX source for the Armenian version of the Arm \TeX manual, with added metadata demonstrating the Arm \TeX transliteration scheme for OT6 encoding. Also shown is coding used to produce bookmarks from the transliteration.

- ▶ `vnmxmp` : Vietnamese; via LICRs `\ABREVE`, `\OCIRCUMFLEX`, `\uhorn` etc. and the combinations of multiple accents applied as usual via `\'`, `\``, `\^`, etc.

The LICRs include support mapping accented letters to precomposed glyphs, falling back on ‘combining characters’ only in unusual situations. Special input conventions or methods, such as transliteration schemes, are *not yet* supported. Indeed, these options are largely untested, so any difficulties encountered should be reported to the package authors. Requests to support

extra input methods or other language blocks should also be directed to the authors, along with pointers to where the desired input methods are fully described. Sample ‘real-world’ documents would be greatly appreciated.

4.2. L8U pseudo-encoding

To understand how pdfx handles the translation into UTF-8 of input that is not already in that format, we’ll briefly discuss L^AT_EX’s font-encoding mechanism, which is the basis for LICR macros [22, § 7.11]. As an example, consider the macro `\textgamma` representing the lowercase Greek letter γ . Various L^AT_EX packages declare this as LICR in different ways, for different purposes.

```
greek-fontenc/lgenc.def:\DeclareTextSymbol{\textgamma}{LGR}{103}
tipa/t3enc.def:\DeclareTextSymbol\textgamma{T3}{71} % Gamma
greek-fontenc/greek-euenc.def:\DeclareTextCommand{\textgamma}{\LastDeclaredEncoding}{ÎÏ}
hyperref/puenc.def:\DeclareTextCommand{\textgamma}{PU}{\83\263}%* U+03B3
ucs/data/uni-2.def:\uc@dc1c{611}{tipa}{\textgamma}%
ucs/data/uni-3.def:\uc@dc1c{947}{default}{\textgamma}%
```

Here the `\uc@dc1c` commands associate UTF-8 input of `Ux0263` (IPA small letter gamma) and `Ux03B3` (Greek small letter gamma) internally with `\textgamma`, whereas the others deal with output formats¹². In four of these examples there is a number, which refers to a position in an ‘encoding vector’ for the particular font used to place the character onto the printable page. For example LGR refers to greek fonts, encoded as explained in Section 4.1.3. IPA phonetics use the T3 encoding, so `\textgamma` refers to a character from a different Unicode block.

With two of these cases there is no specific font. For example, PU is used to create bookmark strings, and other PDF string inclusions, using `\pdfstringdef` from the `hyperref` package. With `greek-euenc.def` designed for X_eL^AT_EX and Lua_T_EX, the encoding can be variable, with the output bytes being those for the UTF-8 encoding of γ , namely `^^ce^^b3`, shown here as the T1-encoded pair `ÎÏ`. The term ‘pseudo-encoding’ has been coined by the L^AT_EX team. Although there is no actual font to determine the encoding, to an author there is essentially no difference in how corresponding macros can be used to get a character placed into an appropriate structure within the PDF.

Thus there are 4 output forms for this character, and we’ve not even considered how γ is used in mathematics! To handle these concurrently, one has internally-defined control-sequence names

```
\LGR\textgamma=\char"67 where 6 × 16 + 7 = 103
\T3\textgamma=\char"47 where 4 × 16 + 7 = 71
\PU\textgamma=\long macro:->\83\263
\L8U\textgamma=\long macro:->ÎÏ
```

where the 2nd ‘\’ is part of the name¹³. The latter macro is explained below. To use the specific version of the macro, L^AT_EX maintains a ‘font-encoding’ parameter, set using `\fontencoding{...}` local to the surrounding environment grouping.

To the above declarations of `\textgamma`, to deal with conversion to UTF-8, the pdfx package adds the following declarations when the LGRxmp option is used.

¹²Whereas `ucs.sty` handles UTF-8 input, mapping it to LICRs, with `pdfx.sty` we need the reverse mapping into UTF-8, not just from LICRs but also from legacy 8-bit encodings and transliteration schemes.

¹³obtained using `\csname LGR\string\textgamma\endcsname`.

- ▶ Introduction
- ▶ Usage
- ▶ Installing
- ▶ Multilingual and Technical Considerations
- ▶ Bibliography
- ▶ References
- ▶ Implementation
- ▶ Index
- ▶ Change History

```
pdfx/l8ugrk.def:\DeclareTextCommand{\textgamma}{L8U}{Î}
pdfx/l8ugrk.def:\DeclareTextCompositeCommand{\textLGRenc}{L8U}{\textgamma}{Î}
pdfx/l8ugrk.def:\DeclareTextCompositeCommand{\textLGRenc}{L8U}{g}{Î}
pdfx/l8ugrk.def:\DeclareTextCompositeCommand{\textLGRenc}{L8U}{^e3}{Î}
```

The pseudo-encoding name L8U indicates Local conversion into UTF-8 Unicode, as required for metadata, using pdfx.sty. Currently this pseudo-encoding is used in one place only; during the interpretation of information supplied through the \jobname.xmpdata file. This happens as part of the pdfx package, before it uses xmpincl.sty. Such specificity justifies being called a ‘Local’ encoding. However, other tasks may emerge requiring on-the-fly conversion to UTF-8. In this case all the functionality of this pseudo-encoding could be shifted into a separate package, and the name changed to reflect this more general usage. Bookmarks from transliterated input, as described in Section 4.1.4, is possibly a sufficient reason to have a separate package. Another possibility is to generate on-the-fly creation of UTF-8 strings, to be sent to XeTeX or LuaTeX running as a slave process to generate images of string using OTF fonts, which pdfTeX currently cannot handle. The result would then be imported back into the running job as an image. The authors invite suggestions of how this L8U pseudo-encoding functionality can be put to good use.

Accented letters normally use (e.g., from t1enc.def)

```
\DeclareTextComposite{\`}{T1}{A}{192}
```

to get the pre-composed ‘À’, rather than a composite built from ‘ and ‘A’. The last parameter is an index into a font; however the \DeclareTextCompositeCommand variant allows arbitrary coding as that final parameter, so can be the bytes for the UTF-8 representation of a character. In the above code lines, macros are defined as follows

```
\\L8U\textLGRenc-\textgamma=macro:->Î
\\L8U\textLGRenc-g=macro:->Î
\\L8U\textLGRenc-ã=macro:->Î
```

where now the 2nd and 3rd (and perhaps 4th) ‘\’ are part of the name¹⁴. This shows how the ascii letter ‘g’ is associated with the UTF-8 bytes for γ, and how the upper 8-bit character from ^e3 can be similarly associated, as in ISO-8859-7 encoding.

All these associations come together in the ‘parser’ macro \textLGR which works as follows. Firstly, \textLGR is declared for L8U pseudo-encoding only, where it expands as follows.

```
\L8U\textLGR #1->\textgreekLGRstring {#1}
\L8U\textgreekLGRstring #1->\textgreekLGR@ii #1\@empty \@empty
\textgreekLGR@ii #1#2\@empty -> ... coding to test what is in #2
... \textLGRenc{#1}\@empty if #2 is \@empty
... \textLGRenc{#1}\textgreekLGR@i #2\@empty if #2 has more tokens
\textgreekLGR@i #1->\textgreekLGR@ii #1
```

Thus \textLGRenc is called on each token in the argument of \textLGR. Now \textLGRenc, which is applicable only when L8U pseudo-encoding is in effect, has a default expansion of just passing the character through unchanged; viz.

```
\DeclareTextCommand{\textLGRenc}{L8U}[1]{#1}
```

but by using \DeclareTextCompositeCommand{\textLGRenc}{L8U}{...}{...}, alternate expansions apply with specific arguments, as shown above. In particular, that final argument

¹⁴obtained using \csname\string\LGR\string\textLGRenc-\string\textgamma\endcsname.

- ▶ Introduction
- ▶ Usage
- ▶ Installing
- ▶ Multilingual and Technical Considerations
- ▶ Bibliography
- ▶ References
- ▶ Implementation
- ▶ Index
- ▶ Change History

can include coding that ‘looks ahead’ to find the next character. This is used, for example, with diacritics in Greek, multi-letter sequences for Armenian letters, and other special cases related to ligatures and punctuation symbols. To illustrate this Figure 13 (below) follows the conversion of a specific word, given in the transliteration for Armenian (see Section 4.1.4). This conversion occurs using only T_EX’s macro-expansion ability. Some details relevant to this example are explained there.

Note how in Figure 13 the ArmT_EX user macro `\armuh` gets aliased to an LICR called `\textarmuh`. Since `\armuh` is already defined, not as an LICR, it cannot be declared to be one without creating problems. Instead, within the environment grouping where L8U pseudo-encoding is specified, one uses `\let\armuh\textarmuh` within a ‘rebinding’ macro command `\LIIXUmaparmenianletters`¹⁵ to get LICR functionality from user-commands.

```
\def\LIIXUmaparmenianletters{%  
  \let\ArmTeX\textArmTeX  
  \let\Armayb\textArmayb  
  ...  
  \let\armuh\textarmuh  
  ...  
  \def\armbf{}%  
  ... }
```

As well as rebinding each command for a letter, the font style-switching commands are aliased to do nothing, as these are not relevant to creating UTF-8 output. Being localised by the L8U grouping, this causes no problem elsewhere within the document. These are similar to macros `\psdaliasnames` and `\psdmapshortnames` from `hyperref.sty`, which rebind user macros to LICRs, so that PU encoded versions of LICRs can be used.

Several other ‘rebinding’ commands are defined, mostly with package-loading options.

- ▶ `\LIIXUmapTeXnames` always defined
- ▶ `\LIIXUscriptcommands` handles `\textsuperscript`, `\textsubscript`, `\t`
- ▶ `\LIIXUtipacommands` handles IPA letters and symbols
- ▶ `\LIIXUmaparabicletters` with `arbxmp`
- ▶ `\LIIXUmaparmenianletters` with `armxmp` and `AR8xmp`
- ▶ `\LIIXUmapdevaccents` with `devxmp`
- ▶ `\LIIXUmapgreekletters` with `grkxmp` and `LGRxmp`
- ▶ `\LIIXUmaphebrewletters` with `hebxmp` and `HEBxmp`
- ▶ `\LIIXUmaplatinchars` and `\LIIXUcancelfontswitches` with `LATxmp`
- ▶ `\LIIXUmapmathletterlikes` always defined
- ▶ `\LIIXUmapmathspaces` always defined
- ▶ `\LIIXUmapmath...` with `mathxmp` — see Section 4.3 below.

It may well be that more macro names can be added to some of these commands, to allow macro usage within the metadata. Suggestions for such additions should be sent to the pdfx package authors, along with example documents. Similarly support for more languages can be requested.

¹⁵The start of the macro name is derived from pseudo-Roman numerals: IX = 9, IIX = 8

- ▶ Introduction
- ▶ Usage
- ▶ Installing
- ▶ Multilingual and Technical Considerations
- ▶ Bibliography
- ▶ References
- ▶ Implementation
- ▶ Index
- ▶ Change History

```

\begin{decl}[]
\textARM{Se\armuh van}\\\
\textarmenARMstring {Se\armuh van}\\\
\textarmenARM@ii Se\armuh van\@empty \@empty\\\
\textARMenc {S}\textarmenARM@i e\armuh van\@empty \@empty\\\
\arm@en{S}{U}\arm@nc{h}{C}\arm@nc{H}{C}{U}}\textarmenARM@i e\armuh van\@empty ...\\\
\arm@nc{h}{C}\arm@nc{H}{C}{U}}\textarmenARM@i e\armuh van\@empty \@empty\\\
\arm@nc{H}{C}{U}\textarmenARM@i e\armuh van\@empty \@empty\\\
|U\textarmenARM@i e\armuh van\@empty \@empty\\\
|U\textARMenc {e}\textarmenARM@i \armuh van\@empty \@empty\\\
|U\textARMenc {e}\textarmenARM@i \armuh van\@empty \@empty\\\
|U\arm@en{e}{h}\arm@nc{'}{t}\arm@nc{v}{l}{h}}\textarmenARM@i \armuh van\@empty ...\\\
|U\arm@nc{'}{t}\arm@nc{v}{l}{h}}\textarmenARM@i \armuh van\@empty \@empty\\\
|U\arm@nc{v}{l}{h}\textarmenARM@i \armuh van\@empty \@empty\\\
|U\textarmenARM@i \armuh van\@empty \@empty\\\
|U\textARMenc {\armuh }\textarmenARM@i van\@empty \@empty\\\
|U\textarmuh\textarmenARM@i van\@empty \@empty\\\
|U\LL8U\textarmuh-\textarmenARM@i van\@empty \@empty\\\
|U\textarmgobblespace van\@empty \@empty\\\
|U\LL8U\textarmgobblespace- van\@empty \@empty\\\
|U\textarmenARM@i van\@empty \@empty\\\
|U\textARMenc {v}\textarmenARM@i an\@empty \@empty\\\
|U\arm@en{v}{l}\arm@nc{n}{q}\arm@nc{u}{l}}\textarmenARM@i an\@empty \@empty\\\
|U\arm@nc{n}{q}\arm@nc{u}{l}}\textarmenARM@i an\@empty \@empty\\\
|U\arm@nc{u}{l}\textarmenARM@i an\@empty \@empty\\\
|U\textARMenc {a}\textarmenARM@i n\@empty \@empty\\\
|U\arm@nc{n}\textarmenARM@i n\@empty \@empty\\\
|U\textARMenc {n}\@empty\\\
|U\arm@nc{n}\@empty\\\
|U\arm@nc{n}|
\end{decl}

```

Figure 14: Image of part of the source coding for Figure 13, viewed as UTF-8 encoded, within editing software.

and subscripted letters and numerals can use `\textsuperscript` and `\textsubscript` when there is an appropriate Unicode character (digits, comma, +/−/=, parentheses, many letters but not all).

When the `mathxmp` loading option is specified, many more symbols become available, using ‘rebinding’ macros. These are necessary, as the macros for mathematical symbols are generally *not* defined as LICRs, but use `\mathchar`. Thus new LICRs are needed, and existing names bound to these.

```

\LIIXUmapmathaccents using ‘combining’ characters from Unicode ranges at Ux0300, Ux1DC0, Ux20D0
\LIIXUmapisomathgreek using Ux0391–Ux03F8 for greek symbols
\LIIXUmapmatharrowsA supporting symbols in the Ux2190–Ux21FF block
\LIIXUmapmathoperatorsA supporting symbols in the Ux2200–Ux227F block
\LIIXUmapmathoperatorsB supporting symbols in the Ux2280–Ux22FF block
\LIIXUmapmiscmathsymbolsA supporting some symbols in the Ux27C0–Ux27EF range
\LIIXUmapsupparrowsA supporting some symbols in the Ux27F0–Ux27FF block
\LIIXUmapsupparrowsB supporting some symbols in the Ux2900–â??Ux297F block
\LIIXUmapmiscmathsymbolsB supporting symbols in the Ux2980–Ux29FF block
\LIIXUmapsuppmathoperators supporting symbols in the Ux2A00–Ux2AFF block
\LIIXUmapunimathgreek using Ux1D6E2–Ux1D71B for greek symbols
\LIIXUmapmathalphabets allows access to symbols in the Ux1D400–Ux1D755 block

```

The ‘parser’ macro idea can extend to handle a large class of mathematical expressions.

- ▶ Introduction
- ▶ Usage
- ▶ Installing
- ▶ Multilingual and Technical Considerations
- ▶ Bibliography
- ▶ References
- ▶ Implementation
- ▶ Index
- ▶ Change History

```
\let\(\textinlinemath
\DeclareTextCommand{\textinlinemath}{L8U}{\liixu@getinlinemath}
\def\liixu@getinlinemath#1\{\space\textmathnormalstring{#1}\space}
\DeclareTextCommand{\textmathnormalstring}{L8U}[1]{\textmathnormal@ii#1\empty\empty}
\textmathnormal@ii #1#2\empty -> ... coding to test what is in #2
... \textmathnormal{#1}\empty if #2 is \empty
... \textmathnormal{#1}\textmathnormal@ii #2\empty if #2 has more tokens
\let[\textdisplaymath defined similarly to call \textmathnormalstring
```

This allows `\textmathnormal` to test each token, in particular mapping letters A–Za–z into the Unicode range Ux1D44E–Ux1D467 (except for *h*). Mathematical styles, such as `\mathrm`, `\mathbf`, `\mathbb` etc. can now be handled using declarations such as:

```
\Dec...positeCommand{\textmathnormal}{L8U}{\mathrm}{\liixu@mathreorder\textmathrmstring}
\Dec...positeCommand{\textmathnormal}{L8U}{\mathbf}{\liixu@mathreorder\textmathbfstring}
```

where `\liixu@mathreorder` uses some TeX pattern-matching to allow the `\textmathrmstring` parser macro to work on the argument to `\mathrm` before allowing `\textmathnormal` parsing to continue afterwards. We refer to this as ‘nested parsing’.

Similarly ‘nested parsing’ can be used with superscripts and subscripts using `^{...}` and `_{...}` and to specify linebreaks, and even super-/subscripts within styles; viz.

```
\Declar...CompositeCommand{\textmathnormal}{L8U}{^}{\liixu@mathreorder\textsuperstring}
\DeclareTextCompositeCommand{\textmathnormal}{L8U}{_}{\liixu@mathreorder\textsubstring}
\DeclareTextCompositeCommand{\textmathnormal}{L8U}{\}{\textLF}
\DeclareTextCompositeCommand{\textmathnormal}{L8U}{\cr}{\textLF}
\DeclareTextCompositeCommand{\textmathrm}{L8U}{^}{\liixu@mathreorder\textsuperstring}
\DeclareTextCompositeCommand{\textmathrm}{L8U}{_}{\liixu@mathreorder\textsubstring}
```

Such ‘nested parsing’ seems to be quite robust¹⁶, but a great deal more testing is required to uncover cases which may require special handling. An ultimate aim is to be able to just copy the \TeX source for the ‘Abstract’ of a technical paper into the `\Subject{...}` field of the `.xmpdata` file, with a large expectation that it will ‘just work’, or need only trivial edits to make it so.

4.4. Metadata in a Production Workflow

At Macquarie University, the Mathematics Department produces personalised topmatter or coversheets for student assignments and tutorial papers using \TeX , incorporating information that has been stored in a database. This is done by writing extra definitions at the top of a copy of the \TeX source as prepared by the lecturers. For example information analogous to the following

¹⁶... so far, barring multi-line aligned environments.

QUICK LINKS

- ▶ Introduction
- ▶ Usage
- ▶ Installing
- ▶ Multilingual and Technical Considerations
- ▶ Bibliography
- ▶ References
- ▶ Implementation
- ▶ Index
- ▶ Change History

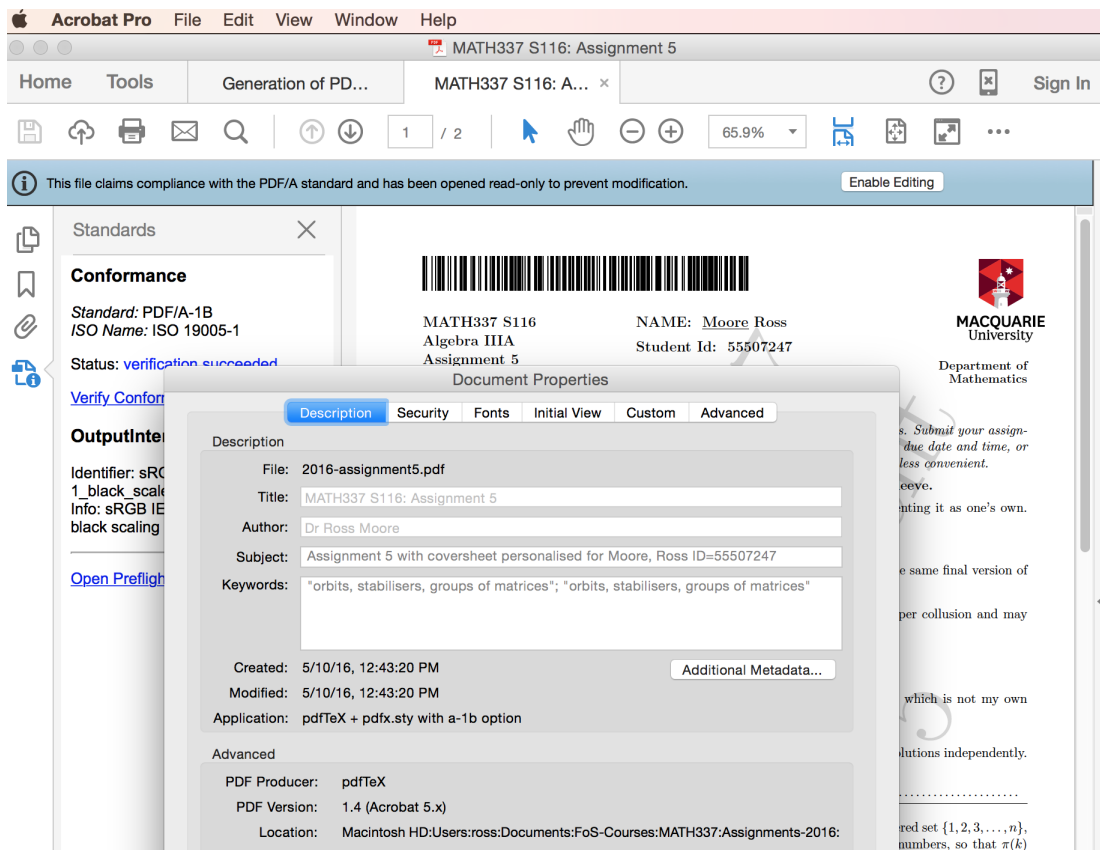


Figure 15: Metadata from student assignment papers, using information drawn from a database. The start of the \LaTeX coding for this example is shown in Figure 16.

```

\def\thestudentname{\text{Moore} Ross}
\def\thestudentid{55507247}
\def\theunitcode{MATH337}
\def\theoffering{S116}
\def\thetaskname{Assignment 5}
\def\theassignmentnumber{5}
\def\thededate{09/05 2016}
...

```

is prepended to the file shown in Figure 16, for each student downloading their personalised assignment paper. The \LaTeX source makes use of this information, including recording some of it within the Metadata. When preparing such documents \LaTeX 's `\providexcommand` is used to supply default values, not drawn from the database; but when actually used, these are ignored as the required information has been supplied using \TeX 's `\def` command. The resulting metadata is as in Figure 15, showing also how the information is displayed at the top of the PDF file that is produced. Notice how a command `\text` is included to obtain the underlining of the surname within the produced PDF. This is modified, using `\pdfxEnableCommands` in the `\jobname.xmpdata` file, to just place a comma after the surname in the metadata, as it precedes the given name.

```
\providecommand{\theassignmentnumber}{5}
\providecommand{\assignLecturer}{Dr Ross Moore}
\providecommand{\theunitcode}{MATH337}
\providecommand{\theunitname}{Algebra IIIA}
\providecommand{\theyear}{2016}
...
\def\assigntopics{orbits, stabilisers, groups of matrices}
\providecommand{\pdfxopts}{a-1b}
%% XMP metadata for PDF/A conformance
\begin{filecontents*}{\jobname.xmpdata}
\Title{\theunitcode\ \theoffering: Assignment \theassignmentnumber}
\Author{\assignLecturer}
\Copyright{Macquarie University, Mathematics Department}
\Subject{Assignment \theassignmentnumber, with coversheet personalised for \thestudentname,
id = \thestudentid}
\Keywords{\assigntopics}
\Creator{pdfTeX + pdfx.sty with \pdfxopts\space option}
\pdfxEnableCommands{\def\utext#1{#1,}}
\end{filecontents*}

\documentclass[a4paper,11pt]{article}
\RequirePackage{assignments}
\usepackage[\pdfxopts]{pdfx}
```

Figure 16: Start of the \LaTeX source for an assignment paper, using macro expansion values supplied via definitions prepended to this file.

Another way that jobs can be customised using essentially the same \LaTeX source, is via the command used to initiate the job. For example the file `sample.tex`, accompanying the `pdfx` distribution, can be used to test the loading options to create PDFs conforming to the various flavours of PDF/A, PDF/E and PDF/X. Consider a shell script containing the following (Unix/Linux) commands.

```
pdflatex "\def\pdfxopt{a-2b}\input sample.tex"
pdflatex "\def\pdfxopt{a-2b}\input sample.tex"
mv sample.pdf sample-a2b.pdf

pdflatex "\def\pdfxopt{a-2u}\input sample.tex"
pdflatex "\def\pdfxopt{a-2u}\input sample.tex"
mv sample.pdf sample-a2u.pdf
...
```

With a 3-line block for each flavour, this produces a corresponding PDF from the same \LaTeX source, named according to each particular variant. A default `\providecommand{\pdfxopt}{a-1b}` at the start of `sample.tex` catches the case of normal typesetting, doing nothing when `\pdfxopt` already has an expansion value.

4.5. Further Developments

Prospects for further development of the `pdfx` package are as follows, listed not necessarily in order of perceived importance.

- ▶ Support for the `dvips` driver with Ghostscript as PDF producer; possible since `gs v9.21`.
- ▶ Separate the L8U pseudo-encoding support into a separate package.

- ▶ Introduction
- ▶ Usage
- ▶ Installing
- ▶ Multilingual and Technical Considerations
- ▶ Bibliography
- ▶ References
- ▶ Implementation
- ▶ Index
- ▶ Change History

- ▶ Conformance to multiple PDF standards; e.g. both PDF/A and PDF/E, both PDF/A and PDF/X with RGB or CMYK color profile, other combinations.
- ▶ Explore delaying the processing of metadata until `\begin{document}`, thereby allowing some fields to be set automatically from other information supplied within the document preamble.
- ▶ Support for input using other legacy 8-bit encodings and transliterations.
- ▶ Support for more mathematical environments within the metadata.
- ▶ Support for more PRISM metadata fields, incl. PRISM 3.0 [26].
- ▶ Explore ways to overcome incompatibilities that may arise with other packages.
- ▶ Full support for PDF/VT; in particular, transparency groups and PDF/VT-2s.
- ▶ Support for more aspects of PDF/UA and ‘Tagged PDF’.
- ▶ Develop ways to usefully use L8U apart from metadata and bookmarks.
- ▶ Support emerging standards based on PDF 2.0 [21].

5. Bibliography

References

- [1] Adobe Systems Inc.; PDF Reference 1.7, November 2006. Also available as [20].
http://www.adobe.com/devnet/pdf/pdf_reference.html.
- [2] Adobe Systems Inc.; XMP Specification, Adding Intelligence to Media. September 2005. Also available as ISO 16684-1:2012 [15].
<http://www.adobe.com/devnet/xmp/>.
- [3] ANSI/AIIM/ISO 14289-1:2012; Document management applications — Electronic document file format enhancement for accessibility — Part 1: Use of ISO 32000-1 (PDF/UA-1); Technical Committee ISO/TC 171/SC 2 (July 2012). http://www.iso.org/iso/home/store/catalogue_tc/catalogue_detail.htm?csnumber=54564.
Revised as ISO 14289-1:2014 (December 2014): http://www.iso.org/iso/home/store/catalogue_tc/catalogue_detail.htm?csnumber=64599.
Available from ANSI at <https://webstore.ansi.org/Standards/ISO/ISO142892014>.
- [4] BS/ISO 14289-1:2014; Document Management Applications. Electronic Document File Format Enhancement For Accessibility. Use Of ISO 32000-1 (PDF/UA-1) (British Standard) <https://webstore.ansi.org/Standards/BSI/BSIS0142892014>.
- [5] Callas Software GmbH.; pdfaPilot, plug-in or desktop software for PDF/A versions.
<https://www.callassoftware.com/en/products/pdfapilot>.
- [6] Dublin Core Metadata Element Set, Version 1.1, October 2010
<http://dublincore.org/documents/dces/>.
- [7] IETF; Best Current Practice #47: Tags for Identifying Languages. Incorporates RFC 5646; obsoletes RFC 4646. IETF Network Working Group, September 2009. <https://tools.ietf.org/pdf/bcp47.pdf>.
- [8] ISO 15930-1:2001; Graphic technology — Prepress digital data exchange — Use of PDF — Part 1: Complete exchange using CMYK data (PDF/X-1 and PDF/X-1a). Technical Committee ISO/TC 130 (December 2001). http://www.iso.org/iso/home/store/catalogue_tc/catalogue_detail.htm?csnumber=29061.

- ▶ Introduction
- ▶ Usage
- ▶ Installing
- ▶ Multilingual and Technical Considerations
- ▶ Bibliography
- ▶ References
- ▶ Implementation
- ▶ Index
- ▶ Change History

- [9] ISO 15930-3:2002; Graphic technology — Prepress digital data exchange — Use of PDF — Part 3: Complete exchange suitable for colour-managed workflows (PDF/X-3). Technical Committee ISO/TC 130 (September 2002). http://www.iso.org/iso/home/store/catalogue_tc/catalogue_detail.htm?csnumber=34941.
- [10] ISO 15930-4:2003; Graphic technology — Prepress digital data exchange — Use of PDF — Part 4: Complete exchange of CMYK and spot colour printing data using PDF 1.4 (PDF/X-1a). Technical Committee ISO/TC 130 (December 2003). http://www.iso.org/iso/home/store/catalogue_tc/catalogue_detail.htm?csnumber=39938.
- [11] ISO 15930-6:2003; Graphic technology — Prepress digital data exchange — Use of PDF — Part 6: Complete exchange of printing data suitable for colour-managed workflows using PDF 1.4 (PDF/X-3). Technical Committee ISO/TC 130 (December 2003). http://www.iso.org/iso/home/store/catalogue_tc/catalogue_detail.htm?csnumber=39940.
- [12] ISO 15930-7:2010; Graphic technology — Prepress digital data exchange — Use of PDF — Part 7: Complete exchange of printing data (PDF/X-4) and partial exchange of printing data with external profile reference (PDF/X-4p) using PDF 1.6. Technical Committee ISO/TC 130 (July 2010). http://www.iso.org/iso/home/store/catalogue_tc/catalogue_detail.htm?csnumber=55843.
- [13] ISO 15930-8:2010; Graphic technology — Prepress digital data exchange — Use of PDF — Part 8: Partial exchange of printing data using PDF 1.6 (PDF/X-5). Technical Committee ISO/TC 130 (July 2010). http://www.iso.org/iso/home/store/catalogue_tc/catalogue_detail.htm?csnumber=55844. Revision via Corrigendum: ISO 15930-8:2010/Cor 1:2011 (August 2011); http://www.iso.org/iso/home/store/catalogue_tc/catalogue_detail.htm?csnumber=60210.
- [14] ISO 16612-2:2010; Graphic technology — Variable data exchange — Part 2: Using PDF/X-4 and PDF/X-5 (PDF/VT-1 and PDF/VT-2). Technical Committee ISO/TC 130 (December 2005). http://www.iso.org/iso/home/store/catalogue_tc/catalogue_detail.htm?csnumber=38013.
- [15] ISO 16684-1:2012; Graphic technology — Extensible metadata platform (XMP) specification — Part 1: Data model, serialization and core properties. Technical Committee ISO/TC 130 (February 2012). http://www.iso.org/iso/home/store/catalogue_tc/catalogue_detail.htm?csnumber=57421.
- [16] ISO 19005-1:2005; Document Management — Electronic document file format for long term preservation — Part 1: Use of PDF 1.4 (PDF/A-1); Technical Committee ISO/TC 171/SC 2 (Sept. 2005). Revisions via Corrigenda: ISO 19005-1:2005/Cor 1:2007 (March 2007); ISO 19005-1:2005/Cor 2:2011 (Dec. 2011). http://www.iso.org/iso/catalogue_detail?csnumber=38920.
- [17] ISO 19005-2:2011; Document Management — Electronic document file format for long term preservation — Part 2: Use of ISO 32000-1 (PDF/A-2); Technical Committee ISO/TC 171/SC 2 (June 2011). http://www.iso.org/iso/catalogue_detail?csnumber=50655.
- [18] ISO 19005-3:2012; Document Management — Electronic document file format for long term preservation — Part 3: Use of ISO 32000-1 with support for embedded files (PDF/A-3); Technical Committee ISO/TC 171/SC 2 (October 2012). http://www.iso.org/iso/catalogue_detail?csnumber=57229.
- [19] ISO 24517-1:2008; Document Management — Engineering document format using PDF — Part 1: Use of PDF 1.6 (PDF/E-1); Technical Committee ISO/TC 171/SC 2 (May 2008). http://www.iso.org/iso/catalogue_detail?csnumber=42274.

- ▶ Introduction
- ▶ Usage
- ▶ Installing
- ▶ Multilingual and Technical Considerations
- ▶ Bibliography
- ▶ References
- ▶ Implementation
- ▶ Index
- ▶ Change History

- [20] ISO 32000-1:2008; Document management — Portable document format (PDF 1.7); Technical Committee ISO/TC 171/SC 2 (July 2008). Also available as [1].
http://www.iso.org/iso/catalogue_detail?csnumber=51502.
- [21] ISO 32000-2:2017; Document management — Portable document format — Part 2: PDF 2.0; Technical Committee ISO/TC 171/SC 2 Document file formats, EDMS systems and authenticity of information. (July 2017)
<https://www.iso.org/standard/63534.html>.
- [22] F. Mittelbach, M. Goossens with J. Braams, D. Carlisle, C. Rowley; The L^AT_EX Companion — 2nd edition. Addison–Wesley (now Pearson Education Inc.), 2004. ISBN 0-201-36299-6 (paperback).
- [23] PDF/A Competence Centre; TechNote 0009: XMP Extension Schemas in PDF/A-1. (March 2008) <https://www.pdfa.org/publication/technical-note-tn-0009-xmp-extension-schemas-in-pdf-a-1/>.
- [24] PDF/UA Technical Implementation Guide: Understanding ISO 14289-1 (PDF/UA-1). AIIM Global Community of Information Professionals. <http://www.aiim.org/Research-and-Publications/standards/committees/PDFUA/Technical-Implementation-Guide>.
- [25] N. Preining; colorprofiles — Collection of free ICC profiles. T_EX and L^AT_EX package (by R. Moore), distributed with T_EXLive. (November 2018)
<https://ctan.org/pkg/colorprofiles>.
- [26] PRISM; Publishing Requirements for Industry Standard Metadata. PRISM Metadata Initiative; Idealliance Working Group. <http://www.idealliance.org/specifications/prism-metadata-initiative/prism>
- [27] C. V. Radhakrishnan, Hàn Thế Thành, Ross Moore, Peter Selinger; Generation of PDF/X- and PDF/A-compliant PDFs with pdfTeX—pdfx.sty. TUGboat Vol. 36, No. 2; TUG 2015 Conference Proceedings. T_EX Users Group, 2015; pp. 136–142.
- [28] veraPDF. Industry Supported PDF/A Validation. Software, dual-licensed under the GNU General Public License v3 or later (GPLv3+) and Mozilla Public License v2 or later (MPLv2+). <https://verapdf.org>. Wiki: <https://github.com/veraPDF/veraPDF-validation-profiles/wiki>
- [29] World Wide Web Consortium (W3C); Resource Description Format: RDF 1.1 XML Syntax. W3C Recommendation. (February 2014) <https://www.w3.org/TR/rdf-syntax-grammar/>.
- [30] Wikipedia; PDF/A: <https://en.wikipedia.org/wiki/PDF/A>
PDF/E: <https://en.wikipedia.org/wiki/PDF/E>
PDF/VT: <https://en.wikipedia.org/wiki/PDF/VT>
PDF/UA: <https://en.wikipedia.org/wiki/PDF/UA>
PDF/X: <https://en.wikipedia.org/wiki/PDF/X>

6. Implementation

```
1 \ifpackageloaded{pdfxmult}{%
2 \PackageError{pdfx}%
3 {^^JThis package may not be used in conjunction with the \space
4 pdfxmult \space package}%
5 {Type \space x <return> \space to exit; or just \space <return> \space
```

QUICK LINKS

- ▶ Introduction
- ▶ Usage
- ▶ Installing
- ▶ Multilingual and Technical Considerations
- ▶ Bibliography
- ▶ References
- ▶ Implementation
- ▶ Index
- ▶ Change History

```
6   to continue without this package.}%
7   \expandafter\let\csname opt@pdfx.sty\endcsname\@empty\endinput
8 }{}%
9 \NeedsTeXFormat{LaTeX2e}
10 \ProvidesPackage{pdfx}
11   [2019/02/27 v1.6.3 PDF/X and PDF/A support (CVR/HTH/RRM/PS)]
12
13 \newif\ifpdfx@noBOM \pdfx@noBOMfalse % use a BOM in the XMP packet
14 \newif\ifpdfx@x \pdfx@xfalse % PDF/X mode
15 \newif\ifpdfx@e \pdfx@efalse % PDF/E mode; not fully implemented yet
16 \newif\ifpdfx@ua \pdfx@uafalse % PDF/UA mode; not fully implemented yet
17 \newif\ifpdfx@vt \pdfx@vtfalse % PDF/VT mode, extension of PDF/X
18 \newif\ifno@iccprofile % used with PDF/X-4p and PDF/X-5pg
19 \newif\ifpdfx@noerr % error messages become just warnings
20 \newif\ifpdfx@omitcharset % used with pdfomitcharset primitive
21
22 \DeclareOption{noerr}{\pdfx@noerrtrue}
23
24 %% Not all combinations of the following parameters are meaningful.
25 \def\xmp@Part{1} % PDF/A part: 1, 2, or 3
26 \def\xmp@Conformance{B} % Conformance level: A, B, or U
27 \def\xmp@ReleaseDate{2005} % 2001 for PDF/X-1, 2005 for PDF/A-1,
28 % 2010 for PDF/A-2, 2012 for PDF/A-3.
29
30 \newcount\pdfx@minorversion
31 \expandafter\ifx\csname pdfminorversion\endcsname\relax
32 \else
33 \global\pdfx@minorversion=\the\pdfminorversion
34 \fi
35
36 \def\pdfx@ErrorWarning#1#2#3#4{%
37 \ifpdfx@noerr \PackageWarning{pdfx}{#1.^J #2#3.^J}%
38 \else \PackageError{pdfx}{#1}{#2#4.^J}
39 Use option 'noerr' to avoid this message.^J}%
40 \fi}
41
42 \def\pdfx@Xvn@message{%
43 \pdfx@ErrorWarning{PDF/X-5n has no default profile}%
44 {Provide your own}{; continuing to build a non-valid document}%
45 {, else continue to build a non-valid document}%
46 }
47
48 %% support pdfomitcharset primitive, added to pdfTeX in 2019
49 \DeclareOption{nocharset}{\pdfx@omitcharsettrue}
50 \DeclareOption{usecharset}{\pdfx@omitcharsetfalse}
51
52 %% PDF/A options
53 %% default is to create PDF/A-1b
54 %% options can change this for PDF/X or higher levels of PDF/A
55 \DeclareOption{a-1a}{\global\pdfx@xfalse\def\xmp@Part{1}%
56 \def\xmp@Conformance{A}\def\xmp@ReleaseDate{2005}%
57 \pdfx@omitcharsetfalse}
```


- ▶ Introduction
- ▶ Usage
- ▶ Installing
- ▶ Multilingual and Technical Considerations
- ▶ Bibliography
- ▶ References
- ▶ Implementation
- ▶ Index
- ▶ Change History

```
58 \DeclareOption{a-1b}{\global\pdfx@xfalse\def\xmp@Part{1}%
59 \def\xmp@Conformance{B}\def\xmp@ReleaseDate{2005}%
60 \pdfx@omitcharsetfalse}
61 \DeclareOption{a-2a}{\global\pdfx@xfalse\def\xmp@Part{2}%
62 \def\xmp@Conformance{A}\def\xmp@ReleaseDate{2010}%
63 \pdfx@omitcharsettrue}
64 \DeclareOption{a-2b}{\global\pdfx@xfalse\def\xmp@Part{2}%
65 \def\xmp@Conformance{B}\def\xmp@ReleaseDate{2010}%
66 \pdfx@omitcharsettrue}
67 \DeclareOption{a-2u}{\global\pdfx@xfalse\def\xmp@Part{2}%
68 \def\xmp@Conformance{U}\def\xmp@ReleaseDate{2010}%
69 \pdfx@omitcharsettrue}
70 \DeclareOption{a-3a}{\global\pdfx@xfalse\def\xmp@Part{3}%
71 \def\xmp@Conformance{A}\def\xmp@ReleaseDate{2012}%
72 \pdfx@omitcharsettrue}
73 \DeclareOption{a-3b}{\global\pdfx@xfalse\def\xmp@Part{3}%
74 \def\xmp@Conformance{B}\def\xmp@ReleaseDate{2012}%
75 \pdfx@omitcharsettrue}
76 \DeclareOption{a-3u}{\global\pdfx@xfalse\def\xmp@Part{3}%
77 \def\xmp@Conformance{U}\def\xmp@ReleaseDate{2012}%
78 \pdfx@omitcharsettrue}
79 %%
80 %% PDF/X options
81 %% comments added, using
82 %% https://www.eci.org/_media/downloads/pdfx/pdfx_faq_english_nov05.pdf
83 %% https://en.wikipedia.org/wiki/PDF/X#List_of_the_PDF.2FX_standards
84 %%
85 \DeclareOption{x-1}{\global\pdfx@xtrue\def\xmp@Part{1}% obsolete
86 \def\xmp@Conformance{a}\def\xmp@ReleaseDate{1999}% CMYK only
87 \global\pdfx@minorversion=2\relax
88 \pdfx@ErrorWarning{PDF/X-1:1999 is no longer an accepted standard}%
89 {Use option x-1a1 or x-1a3 }{; continuing to build a non-valid document}%
90 {, else continue to build a non-valid document.}%
91 }% effectively same as x-1a1
92 \DeclareOption{x-1a}{\global\pdfx@xtrue\def\xmp@Part{1}% CMYK only
93 \def\xmp@Conformance{a}\def\xmp@ReleaseDate{2003}%
94 \global\pdfx@minorversion=3 }% same as x-1a3
95 \DeclareOption{x-1a1}{\global\pdfx@xtrue\def\xmp@Part{1}%
96 \def\xmp@Conformance{a}\def\xmp@ReleaseDate{2001}% ISO 15930-1:2001
97 \global\pdfx@minorversion=3 }
98 \DeclareOption{x-1a3}{\global\pdfx@xtrue\def\xmp@Part{1}%
99 \def\xmp@Conformance{a}\def\xmp@ReleaseDate{2003}% ISO 15930-4:2003
100 \global\pdfx@minorversion=3 }
101 \DeclareOption{x-2}{\global\pdfx@xtrue\def\xmp@Part{2}% XMP Metadata
102 %% \def\xmp@Conformance{} \def\xmp@ReleaseDate{2002}% ISO 15930-2:2003
103 \def\xmp@Conformance{} \def\xmp@ReleaseDate{2003}% ISO 15930-5, withdrawn 2011
104 \global\pdfx@minorversion=4\relax
105 \pdfx@ErrorWarning{PDF/X-2:2003 was never published as a standard}%
106 {Use option x-1a or x-3 }{; continuing to build a non-valid document}%
107 {, else continue to build a non-valid document}%
108 }% external OPI workflow, i.e. multiple files involved
109 \DeclareOption{x-3}{\global\pdfx@xtrue\def\xmp@Part{3}% RGB allowed, but rare!
```

QUICK LINKS

- ▶ Introduction
- ▶ Usage
- ▶ Installing
- ▶ Multilingual and Technical Considerations
- ▶ Bibliography
- ▶ References
- ▶ Implementation
- ▶ Index
- ▶ Change History

```
110 \def\xmp@Conformance{}\def\xmp@ReleaseDate{2003}%
111 \global\pdfx@minorversion=4 }% same as x-303
112 \DeclareOption{x-302}{\global\pdfx@xtrue\def\xmp@Part{3}%
113 \def\xmp@Conformance{}\def\xmp@ReleaseDate{2002}% ISO 15930-3:2002
114 \global\pdfx@minorversion=3 }
115 \DeclareOption{x-303}{\global\pdfx@xtrue\def\xmp@Part{3}%
116 \def\xmp@Conformance{}\def\xmp@ReleaseDate{2003}% ISO 15930-6:2003
117 \global\pdfx@minorversion=4 }
118 %%% Later versions, yet to be fully implemented
119 \DeclareOption{x-4}{\global\pdfx@xtrue\def\xmp@Part{4}%
120 \def\xmp@Conformance{}\def\xmp@ReleaseDate{2010}% ISO 15930-7:2010
121 \global\pdfx@minorversion=6 }% same as x-410
122 \DeclareOption{x-4p}{\global\pdfx@xtrue\global\no@iccprofiletrue
123 \def\xmp@Part{4}\def\xmp@Conformance{p}\def\xmp@ReleaseDate{2010}%
124 \global\pdfx@minorversion=6 }% same as x-4p10
125 \DeclareOption{x-408}{\global\pdfx@xtrue\def\xmp@Part{4}%
126 \def\xmp@Conformance{}\def\xmp@ReleaseDate{2008}% ISO 15930-7:2008
127 \global\pdfx@minorversion=6 }
128 \DeclareOption{x-410}{\global\pdfx@xtrue\def\xmp@Part{4}%
129 \def\xmp@Conformance{}\def\xmp@ReleaseDate{2010}% ISO 15930-7:2010
130 \global\pdfx@minorversion=6 }
131 \DeclareOption{x-4p08}{\global\pdfx@xtrue\global\no@iccprofiletrue
132 \def\xmp@Part{4}\def\xmp@Conformance{p}\def\xmp@ReleaseDate{2008}%
133 \global\pdfx@minorversion=6 }% ISO 15930-7:2010
134 \DeclareOption{x-4p10}{\global\pdfx@xtrue\global\no@iccprofiletrue
135 \def\xmp@Part{4}\def\xmp@Conformance{p}\def\xmp@ReleaseDate{2010}%
136 \global\pdfx@minorversion=6 }% ISO 15930-7:2010
137 \DeclareOption{x-5}{\global\pdfx@xtrue\def\xmp@Part{5}%
138 \def\xmp@Conformance{g}\def\xmp@ReleaseDate{2008}%
139 \global\pdfx@minorversion=6 }% ISO 15930-8:2010
140 \DeclareOption{x-5g}{\global\pdfx@xtrue\def\xmp@Part{5}%
141 \def\xmp@Conformance{g}\def\xmp@ReleaseDate{2008}%
142 \global\pdfx@minorversion=6 }% ISO 15930-8:2010
143 \DeclareOption{x-5n}{\global\pdfx@xtrue %\global\no@iccprofiletrue
144 \def\xmp@Part{5}\def\xmp@Conformance{n}\def\xmp@ReleaseDate{2010}%
145 \global\pdfx@minorversion=6 \pdfx@Xvn@message}% ISO 15930-8:2010
146 \DeclareOption{x-5pg}{\global\pdfx@xtrue\global\no@iccprofiletrue
147 \def\xmp@Part{5}\def\xmp@Conformance{pg}\def\xmp@ReleaseDate{2010}%
148 \global\pdfx@minorversion=6 }% ISO 15930-8:2010
149 \DeclareOption{x-508}{\global\pdfx@xtrue\def\xmp@Part{5}%
150 \def\xmp@Conformance{g}\def\xmp@ReleaseDate{2008}%
151 \global\pdfx@minorversion=6 }% ISO 15930-8:2008
152 \DeclareOption{x-5g08}{\global\pdfx@xtrue\def\xmp@Part{5}%
153 \def\xmp@Conformance{g}\def\xmp@ReleaseDate{2008}%
154 \global\pdfx@minorversion=6 }% ISO 15930-8:2008
155 \DeclareOption{x-5n08}{\global\pdfx@xtrue %\global\no@iccprofiletrue
156 \def\xmp@Part{5}\def\xmp@Conformance{n}\def\xmp@ReleaseDate{2008}%
157 \global\pdfx@minorversion=6 \pdfx@Xvn@message}% ISO 15930-8:2008
158 \DeclareOption{x-5pg08}{\global\pdfx@xtrue\global\no@iccprofiletrue
159 \def\xmp@Part{5}\def\xmp@Conformance{pg}\def\xmp@ReleaseDate{2008}%
160 \global\pdfx@minorversion=6 }% ISO 15930-8:2008
161 \DeclareOption{x-510}{\global\pdfx@xtrue\def\xmp@Part{5}%
```

- ▶ Introduction
- ▶ Usage
- ▶ Installing
- ▶ Multilingual and Technical Considerations
- ▶ Bibliography
- ▶ References
- ▶ Implementation
- ▶ Index
- ▶ Change History

```
162 \def\xmp@Conformance{g}\def\xmp@ReleaseDate{2010}%
163 \global\pdfx@minorversion=6 }% ISO 15930-8:2010
164 \DeclareOption{x-5g10}{\global\pdfx@true\def\xmp@Part{5}%
165 \def\xmp@Conformance{g}\def\xmp@ReleaseDate{2010}%
166 \global\pdfx@minorversion=6 }% ISO 15930-8:2010
167 \DeclareOption{x-5n10}{\global\pdfx@true %\global\no@iccprofiletrue
168 \def\xmp@Part{5}\def\xmp@Conformance{n}\def\xmp@ReleaseDate{2010}%
169 \global\pdfx@minorversion=6 \pdfx@Xvn@message}% ISO 15930-8:2010
170 \DeclareOption{x-5pg10}{\global\pdfx@true\global\no@iccprofiletrue
171 \def\xmp@Part{5}\def\xmp@Conformance{pg}\def\xmp@ReleaseDate{2010}%
172 \global\pdfx@minorversion=6 }% ISO 15930-8:2010
173 %%
174 %% PDF/E options
175 %%
176 \DeclareOption{e}{\global\pdfx@false\global\pdfx@true
177 \def\xmp@Part{1}\def\xmp@Conformance{} \def\xmp@ReleaseDate{2008}%
178 \gdef\thepdfminorversion{6}% same as e-1
179 }
180 \DeclareOption{e-1}{\global\pdfx@false\global\pdfx@true
181 \def\xmp@Part{1}\def\xmp@Conformance{} \def\xmp@ReleaseDate{2008}%
182 \gdef\thepdfminorversion{6}% ISO 24517-1:2008
183 }
184 %% PDF/UA options
185 %%
186 \let\xmp@PDFUA@empty
187 \DeclareOption{ua}{\global\pdfx@u>true % ISO 14289-1:2012, 2014
188 \def\xmp@UAlevel{1}\let\xmp@PDFUA@relax}% same as ua-1
189 \DeclareOption{ua-1}{\global\pdfx@u>true % ISO 14289-1:2012, 2014
190 \def\xmp@UAlevel{1}\let\xmp@PDFUA@relax}
191 %%
192 %% PDF/VT options
193 %%
194 \DeclareOption{vt-1}{\global\pdfx@true\global\pdfx@vttrue
195 \def\xmp@Part{4}\def\xmp@vtPart{1}\def\xmp@Conformance{}%
196 \def\xmp@vtConformance{} \def\xmp@ReleaseDate{2010}%
197 \gdef\xmpMM@VersionID{1}%
198 \global\pdfx@minorversion=6 }
199 \DeclareOption{vt-2}{\global\pdfx@true\global\pdfx@vttrue
200 \global\no@iccprofiletrue \gdef\xmpMM@VersionID{1}%
201 \def\xmp@Part{5}\def\xmp@vtPart{2}\def\xmp@Conformance{pg}%
202 \def\xmp@vtConformance{} \def\xmp@ReleaseDate{2010}%
203 \global\pdfx@minorversion=6 }
204 \DeclareOption{vt-2s}{\global\pdfx@true\global\pdfx@vttrue
205 \global\no@iccprofiletrue \gdef\xmpMM@VersionID{1}%
206 \def\xmp@Part{5}\def\xmp@vtPart{2}\def\xmp@Conformance{pg}%
207 \def\xmp@vtConformance{s}\def\xmp@ReleaseDate{2010}%
208 \global\pdfx@minorversion=6 }
209
210 %% options to alter PDF minor version, in case needed in special circumstances
211 \DeclareOption{pdf12}{\global\pdfx@minorversion=2 }% 1999
212 \DeclareOption{pdf13}{\global\pdfx@minorversion=3 }% 2001 Acrobat 4 (ISBN 0-201-61588-6)
213 \DeclareOption{pdf14}{\global\pdfx@minorversion=4 }% 2003 Acrobat 5 (ISBN 0-201-75839-3)
```

- ▶ Introduction
- ▶ Usage
- ▶ Installing
- ▶ Multilingual and Technical Considerations
- ▶ Bibliography
- ▶ References
- ▶ Implementation
- ▶ Index
- ▶ Change History

```
214 \DeclareOption{pdf15}{\global\pdfx@minorversion=5 }% 2005 Acrobat 6
215 \DeclareOption{pdf16}{\global\pdfx@minorversion=6 }% 2006 Acrobat 7 (ISBN 0-321-30474-8)
216 \DeclareOption{pdf17}{\global\pdfx@minorversion=7 }% 2008 ISO 32000-1:2008
217
218 %% inhibits writing the XMP byte-order marker
219 \DeclareOption{noBOM}{\pdfx@noBOMtrue}
220 \DeclareOption{useBOM}{\pdfx@noBOMfalse}
221
222 %% options for language character macros in XMP metadata
223 \newif\ifcyrxmp
224 \newif\ifcyrKOIxm
225 \newif\ifgrxmp
226 \newif\ifgrkLGRxmp
227 \newif\ifhebxmp
228 \newif\ifhebHEBxm
229 \newif\ifarbxmp
230 \newif\ifarmxmp
231 \newif\ifarmSCIxm
232 \newif\ifdevxmp
233 \newif\ifvnmxmp
234 \newif\iflatEXTxm
235 \newif\iflatLATxm
236 \newif\ifipaxmp
237 \newif\ifmathxmp
238
239 \DeclareOption{latxmp}{\global\latEXTxmtrue}
240 \DeclareOption{LATxmp}{\global\latLATxmtrue\global\latEXTxmtrue}
241 \DeclareOption{cyrxmp}{\global\cyrxmtrue}
242 \DeclareOption{KOIxm}{\global\cyrKOIxmtrue\global\cyrxmtrue}
243 \DeclareOption{grxmp}{\global\grxmtrue}
244 \DeclareOption{LGRxmp}{\global\grkLGRxmtrue\global\grxmtrue}
245 \DeclareOption{hebxmp}{\global\hebxmtrue}
246 \DeclareOption{HEBxm}{\global\hebHEBxmtrue\global\hebxmtrue}
247 \DeclareOption{arbxmp}{\global\arbxmtrue}
248 \DeclareOption{armxmp}{\global\armxmtrue}
249 \DeclareOption{AR8xm}{\global\armSCIxmtrue\global\armxmtrue}
250 \DeclareOption{devxmp}{\global\devxmtrue}
251 \DeclareOption{vnmxmp}{\global\vnmxmtrue}
252 \DeclareOption{ipaxmp}{\global\ipaxmtrue\global\latEXTxmtrue}
253 \DeclareOption{mathxmp}{\global\mathxmtrue\global\grxmtrue}
254
255 %% all the above
256 \DeclareOption{allxmp}{%
257 \global\cyrxmtrue
258 \global\cyrKOIxmtrue
259 \global\grxmtrue
260 \global\grkLGRxmtrue
261 \global\hebxmtrue
262 \global\hebHEBxmtrue
263 \global\arbxmtrue
264 \global\armxmtrue
265 \global\armSCIxmtrue
```

Generation of PDF/X- and PDF/A-compliant PDFs with pdfTeX— pdfx.sty

C. V. Radhakrishnan, Hàn Thế Thành, Ross Moore and Peter Selinger

QUICK LINKS

- ▶ Introduction
- ▶ Usage
- ▶ Installing
- ▶ Multilingual and Technical Considerations
- ▶ Bibliography
- ▶ References
- ▶ Implementation
- ▶ Index
- ▶ Change History

```
266 \global\devxmptrue
267 \global\vnmxmptrue
268 \global\latEXtmptrue
269 \global\latLATtmptrue
270 \global\vnmxmptrue
271 \global\ipaxmptrue
272 \global\mathxmptrue
273 \global\let\pdfx@useactivespacestrue\pdfx@useactivespacesfalse
274 }
275
276 \newif\ifpdfx@useactivespaces
277
278 \ExecuteOptions{noBOM,a-1b}
279 \ProcessOptions
280
281 \ifpdfx@ua\ifpdfx@x\else
282 \expandafter\if\xmp@Conformance A\else
283 \pdfx@ErrorWarning{PDF/UA requires 'Tagged PDF' for any structure.^^J
284 Then PDF/A Conformance must be 'a'}%
285 {Use option 'a-\xmp@Part a'}%
286 {; continuing with a likely invalid document}%
287 {, or continue for a likely invalid document}%
288 %%% \gdef\xmp@Conformance{A}% do we want this?
289 \fi\fi\fi
290
291 \expandafter\ifx\csname pdflastobj\endcsname\relax
292 \else
293 \ifnum\pdflastobj >\z@ % pdftex has already written objects
294 \ifnum\pdfx@minorversion=\pdfminorversion\else
295 \PackageError{pdfx}%
296 {^^J(pdfx) Cannot change the \string\pdfminorversion^^J%
297 (pdfx) PDF version remains at 1.\the\pdfminorversion.^^J%
298 (pdfx) Use \string\pdfminorversion=\the\pdfx@minorversion\space
299 before \string\documentclass}%
300 {(pdfx) Another package or document-class has written objects into the PDF.^^J%
301 (pdfx) Hit return to continue with PDF version 1.\the\pdfminorversion.%
302 }%
303 \global\pdfx@minorversion=\the\pdfminorversion
304 \fi
305 \else
306 \global\pdfminorversion\pdfx@minorversion
307 \fi
308 \fi
309
310 \expandafter\ifx\csname thepdfminorversion\endcsname\relax
311 \expandafter\ifx\csname pdfminorversion\endcsname\relax
312 \else
313 \xdef\thepdfminorversion{\the\pdfminorversion}
314 \fi\fi
315
316 \expandafter\ifx\csname pdfminorversion\endcsname\relax
317 \gdef\thepdfminorversion{4}% assumed with XeTeX
```

Generation of PDF/X- and PDF/A-compliant PDFs with pdfT_EX— pdfx.sty

C. V. Radhakrishnan, Hàn Thế Thành, Ross Moore and Peter Selinger

QUICK LINKS

- ▶ Introduction
- ▶ Usage
- ▶ Installing
- ▶ Multilingual and Technical Considerations
- ▶ Bibliography
- ▶ References
- ▶ Implementation
- ▶ Index
- ▶ Change History

```
318 \def\pdf@minorversion@xetex=#1{\gdef\thepdfminorversion{#1}}%
319 \let\pdfminorversion\pdf@minorversion@xetex
320 \else
321 \ifnum\pdfminorversion < 4\relax
322 \ifpdfx@x
323 % more testing needed with PDF/X
324 \else
325 \pdfminorversion=4\relax % assumed for PDF/A ; options may change this for PDF/X
326 \gdef\thepdfminorversion{4}%
327 \fi
328 \else
329 \ifnum\pdfminorversion<\thepdfminorversion\relax
330 \global\pdfminorversion=\thepdfminorversion\relax
331 \fi
332 \fi
333 \fi
334 \expandafter\ifx\csname pdfresetpageorigin\endcsname\relax\else
335 \pdfresetpageorigin=0
336 \fi
337
338 \expandafter\ifx\csname pdfomitcharset\endcsname\relax\else
339 \ifpdfx@omitcharset
340 \pdfomitcharset = 1 %
341 %% do not create /Charset listings of font glyphs;
342 %% optional for PDF/A-2,3 and PDF 2.x
343 \else
344 \pdfomitcharset = 0 %
345 %% create the /Charset listings of font glyphs, required with PDF/A-1
346 \fi
347 \fi
348
349 \newif\ifpdfx@nopdfinfo
350 \ifmathxmp\pdfx@nopdfinfotrue
351 \else
352 \iflatLATxmp\pdfx@nopdfinfotrue
353 \else
354 \ifgrkLGRxmp\pdfx@nopdfinfotrue
355 \else
356 \ifhebHEBxmp\pdfx@nopdfinfotrue
357 \else
358 \ifcyrKOIxmp\pdfx@nopdfinfotrue
359 \else
360 \ifarmSCIxmp\pdfx@nopdfinfotrue
361 \fi\fi\fi\fi\fi\fi
362
363 \iflatLATxmp\pdfx@useactivespacestrue\fi
364 \ifgrkLGRxmp\pdfx@useactivespacestrue\fi
365 \ifhebHEBxmp\pdfx@useactivespacestrue\fi
366 \ifcyrKOIxmp\pdfx@useactivespacestrue\fi
367 \ifarmSCIxmp\pdfx@useactivespacestrue\fi
368
369 \newif\ifpdfx@transliterated
```


Generation of PDF/X- and PDF/A-compliant PDFs with pdfTeX— pdfx.sty

C. V. Radhakrishnan, Hàn Thế Thành, Ross Moore and Peter Selinger

QUICK LINKS

- ▶ Introduction
- ▶ Usage
- ▶ Installing
- ▶ Multilingual and Technical Considerations
- ▶ Bibliography
- ▶ References
- ▶ Implementation
- ▶ Index
- ▶ Change History

```
370 \ifgrkLGRxmp\pdfx@transliteratedtrue\fi
371 \ifhebHEBxmp\pdfx@transliteratedtrue\fi
372 \ifarmSCIXmp\pdfx@transliteratedtrue\fi
373
374 \RequirePackage{iftex}
375 \RequirePackage{ifpdf}
376 %% Support for pdfTeX primitives when using XeTeX:
377 \RequirePackage{ifxetex}
378 \ifxetex
379 \def\pdfx@pages@xetex#1{\special{pdf:put @pages <<#1>>}}
380 \def\pdfx@pageattr@xetex#1{\special{pdf:put @thispage <<#1>>}}
381 \def\pdfx@docinfo@xetex#1{\special{pdf:put @docinfo <<#1>>}}
382 \def\pdfx@catalog@xetex#1{\special{pdf:put @catalog <<#1>>}}
383 \def\pdfx@mapline@xetex#1{\special{pdf:mapline #1}}% does this work ??
384 %% \def\pdfx@mapline@xetex#1{}
385 \def\pdf@compress@xetex=#1{}
386 %%
387 \let\pdfpagesattr\pdfx@pages@xetex
388 \let\pdfinfo\pdfx@docinfo@xetex
389 \let\pdfcatalog\pdfx@catalog@xetex
390 \let\pdfmapline\pdfx@mapline@xetex
391 \let\pdfcompresslevel\pdf@compress@xetex
392 \let\pdfobjcompresslevel\pdf@compress@xetex
393 \fi
394
395 %%\newif\ifpdfx@pdfmark % control future support for dvips
396
397 \RequirePackage{everyshi}
398 \RequirePackage{ifluatex}
399 \ifluatex
400 \IfFileExists{luatex85.sty}{% 2016+
401 \RequirePackage{luatex85}%
402 \edef\pdfcreationdate{\pdfcreationdate}%
403 }{% earlier versions
404 }%
405 \RequirePackage{pdfTeXcmds}%
406 \let\pdfx@mdfivesum\pdf@mdfivesum
407 \let\pdfescapestring\pdf@escapestring
408 \else
409 \ifxetex
410 \expandafter\ifx\csname mdfivesum\endcsname\relax
411 % too early a version of XeTeX
412 \let\pdfx@mdfivesum\relax
413 \else
414 % since mid-2015
415 \let\pdfx@mdfivesum\mdfivesum
416 \fi
417 \else
418 \let\pdfx@mdfivesum\pdfmdfivesum
419 \fi
420 \fi
421 \def\pdfx@encodingfile{l8u-penc.def}
```

- ▶ Introduction
- ▶ Usage
- ▶ Installing
- ▶ Multilingual and Technical Considerations
- ▶ Bibliography
- ▶ References
- ▶ Implementation
- ▶ Index
- ▶ Change History

```
422
423 \expandafter\ifx\csname pdftexbanner\endcsname\relax
424 \expandafter\ifx\csname luatexbanner\endcsname\relax
425 \else % luatex85
426 \let\pdftexbanner\luatexbanner
427 \fi
428 \else % pdfTeX, but which version ???
429 {\endlinechar=-1
430 \everyeof{\noexpand}%
431 \xdef\pdfx@bannerstring{\expandafter\scantokens\expandafter{\pdftexbanner}}
432 }%
433 \def\pdfx@testbannerstr{%
434 This is pdfTeX, Version 3.14159265-2.6-1.40.15 (TeX Live 2014/dev)
435 kpathsea version 6.2.0dev}%
436 \ifx\pdfx@bannerstring\pdfx@testbannerstr
437 \typeout{This version of pdfTeX cannot write out upper-range character bytes,
438 128-255.}%
439 \typeout{Any UTF-8 Unicode characters in the Metadata will not be written
440 correctly.}%
441 \typeout{Please update to a more stable version of pdfTeX.^J}%
442 \fi
443 \fi
444
445 %% How to support XeTeX here ?
446 \ifpdfx@x
447 \pdfobjcompresslevel=0 \relax
448 \expandafter\ifx\csname pdfinterwordsoff\endcsname\relax\else
449 \pdfinterwordsoff
450 \let\pdfinterwordsoff\pdfinterwordsoff
451 \let\pdfinterwordsoff\relax
452 \fi
453 \expandafter\ifx\csname pdfgeninterwordsoff\endcsname\relax\else
454 \pdfgeninterwordsoff=0 \relax
455 \fi
456 \begingroup
457 \dimen0=0.996264009963\paperwidth\relax
458 \edef\pdfx@mwidth{\strip@pt\dimen0}%
459 \advance\dimen0 -25\p@
460 \edef\pdfx@twidth{\strip@pt\dimen0}%
461 \dimen0=0.996264009963\paperheight\relax
462 \edef\pdfx@mheight{\strip@pt\dimen0}%
463 \advance\dimen0 -20\p@
464 \edef\pdfx@theight{\strip@pt\dimen0}%
465 \ifxetex
466 \xdef\pdfx@everypage@xetex{%
467 /MediaBox[0 0 \pdfx@mwidth\space \pdfx@mheight]^J
468 /BleedBox[0 0 \pdfx@mwidth\space \pdfx@mheight]^J
469 /CropBox[0 0 \pdfx@mwidth\space \pdfx@mheight]^J
470 /TrimBox[25 20 \pdfx@twidth\space \pdfx@theight]%
471 }%
472 \fi
473 \edef\next{\endgroup\pdfpagesattr{%
```

Generation of PDF/X- and PDF/A-compliant PDFs with pdfTeX— pdfx.sty

C. V. Radhakrishnan, Hàn Thế Thành, Ross Moore and Peter Selinger

QUICK LINKS

- ▶ Introduction
- ▶ Usage
- ▶ Installing
- ▶ Multilingual and Technical Considerations
- ▶ Bibliography
- ▶ References
- ▶ Implementation
- ▶ Index
- ▶ Change History

```
474 /MediaBox[0 0 \pdfx@mwidth\space \pdfx@mheight]^J
475 %% /ArtBox[0 0 \pdfx@mwidth\space \pdfx@mheight]^J
476 /BleedBox[0 0 \pdfx@mwidth\space \pdfx@mheight]^J
477 /CropBox[0 0 \pdfx@mwidth\space \pdfx@mheight]^J
478 /TrimBox[25 20 \pdfx@twidth\space \pdfx@theight]}
479 } \next
480 \ifxetex
481 \AtBeginDvi{%
482 \expandafter\immediate\pdfx@pageattr@xetex{\pdfx@everypage@xetex}}%
483 \EveryShipout{%
484 \expandafter\immediate\pdfx@pageattr@xetex{\pdfx@everypage@xetex}}%
485 \else
486 \EveryShipout{%
487 \expandafter\ifx\expandafter\relax\the\pdfpageattr\relax
488 \immediate\pdfpageattr\expandafter{\the\pdfpagesattr}%
489 \fi }%
490 \fi
491 \else
492 %% PDF/A-1b doesn't allow object compression
493 \ifnum\xmp@ReleaseDate=2005\relax
494 \expandafter\ifx\csname pdfobjcompresslevel\endcsname\relax
495 \else
496 \pdfobjcompresslevel=0\relax
497 \fi \fi
498 \fi
499 \ifxetex
500 %% How to support XeTeX here ?
501 \else
502 \ifnum\thepdfminorversion >3 \relax
503 \expandafter\ifx\csname pdfsuppresswarningdupmap\endcsname\relax
504 \expandafter\ifx\csname pdfmapline\endcsname\relax\else
505 \pdfmapline{+dummy-space <dummy-space.pfb}
506 \fi
507 \else
508 \advance\pdfsuppresswarningdupmap 1
509 \pdfmapline{+dummy-space <dummy-space.pfb}
510 \advance\pdfsuppresswarningdupmap -1
511 \fi
512 \expandafter\ifx\csname pdfgeninterwordspace\endcsname\relax\else
513 \pdfgeninterwordspace=1 \relax
514 \fi
515 \fi
516 \fi
517
518 \ifluatex\else\ifxetex\else
519 \@ifpackageloaded{inputenc}{%
520 }{%
521 \RequirePackage{inputenc}
522 % allow this to be loaded again cleanly
523 \expandafter\let\csname ver@inputenc.sty\endcsname\relax
524 }
525 \fi\fi
```

- ▶ Introduction
- ▶ Usage
- ▶ Installing
- ▶ Multilingual and Technical Considerations
- ▶ Bibliography
- ▶ References
- ▶ Implementation
- ▶ Index
- ▶ Change History

```
526
527 %% pseudo-declare the L8U encoding
528 \expandafter\let\csname L8U-cmd\expandafter\endcsname\csname OT1-cmd\endcsname
529 \namedef{T@L8U}{}%
530 \namedef{D@L8U}{}%
531 \namedef{M@L8U}{}%
532
533 %% adjust to LaTeX's 2018 change to the default encoding
534 \expandafter\ifx\csname inputencodingname\endcsname\relax
535 \else
536 \def\pdfx@restoreencoding#1{%
537   \@tempcnta=128
538   \loop
539     \catcode\@tempcnta=13
540     \advance\@tempcnta\@ne
541     \ifnum\@tempcnta<256
542     \repeat
543   \inputencoding{#1}%
544   \let\LastDeclaredEncoding\pdfx@LastDeclaredEncoding
545   \let\DeclareFontEncoding@\pdfx@DeclareFontEncoding@
546   \let\DeclareUnicodeCharacter\pdfx@DeclareUnicodeCharacter
547   }%
548 \AtEndOfPackage{\pdfx@restoreencoding\pdfx@inputencodingname}%
549 \let\pdfx@inputencodingname\inputencodingname
550 \global\let\pdfx@DeclareUnicodeCharacter\DeclareUnicodeCharacter
551 \global\let\pdfx@DeclareFontEncoding@\DeclareFontEncoding@
552 \UseRawInputEncoding
553 \fi
554 \InputIfFileExists{\pdfx@encodingfile}{}{}
555 \expandafter\ifx\csname pdfx@inputencodingname\endcsname\relax
556 \else
557   \let\inputencodingname\pdfx@inputencodingname
558 %% \global\let\DeclareUnicodeCharacter\pdfx@DeclareUnicodeCharacter
559 %% \global\let\DeclareFontEncoding@\DeclareFontEncoding@saved
560 \global\let\pdfx@LastDeclaredEncoding\LastDeclaredEncoding
561 \expandafter\inputencoding\expandafter{\inputencodingname}%
562 \fi
563
564 %%-----
565 %% Macros for reading XMP data with special catcodes. Usage:
566 %%
567 %% \xmp@parse{continuation}{data}
568 %%
569 %% The effect is to read the data with special catcodes: '<', '>', and
570 %% '&' are "active", and '^', '_', '#', '$', '~' are "other". The data
571 %% is then bound to the locally scoped name \@this, and the
572 %% continuation is called.
573 \def\xmp@parse#1{%
574   \begingroup
575   \catcode'\<=13\catcode'\>=13\catcode'\&=13\catcode'\^=12
576   \catcode'\_ =12\catcode'\#=12\catcode'\$=12\catcode'\~=12
577   \ifpdfx@useactivespaces\obeyspaces\fi % capture spaces as active characters
```

QUICK LINKS

- ▶ Introduction
- ▶ Usage
- ▶ Installing
- ▶ Multilingual and Technical Considerations
- ▶ Bibliography
- ▶ References
- ▶ Implementation
- ▶ Index
- ▶ Change History

```
578 \xmp@doparse{#1}%
579 }
580 \def\afterxmp@parse{}% methods may change this
581 \def\xmp@doparse#1#2{%
582   \def\@this{#2}#1
583   \endgroup
584   % do any post-processing
585   \afterxmp@parse
586   \def\afterxmp@parse{}%
587 }
588
589 %%-----
590 %% Local commands. They are only brought into scope during the reading
591 %% of xmpdata. Some fields can have a 'xml:lang' attribute; others must have.
592 %% LANG values as in: (BCP 47) https://tools.ietf.org/html/rfc5646#appendix-A
593 %%
594 \def\xmp@lang@Default{x-default}
595 \let\xmp@lang@Title\xmp@lang@Default
596 \let\xmp@lang@Author\xmp@lang@Default
597 \let\xmp@lang@Keywords\xmp@lang@Default
598 \let\xmp@lang@Subject\xmp@lang@Default
599 %%\def\xmp@lang@CreatorTool{\xmp@lang@Default}
600 \let\xmp@lang@Producer\xmp@lang@Default
601 %%\def\xmp@lang@Volume{\xmp@lang@Default}
602 %%\def\xmp@lang@Issue{\xmp@lang@Default}
603 \let\xmp@lang@Copyright\xmp@lang@Default
604 \let\xmp@lang@PublicationType\xmp@lang@Default
605 \let\xmp@lang@Publisher\xmp@lang@Default
606 \let\xmp@lang@Coverage\xmp@lang@Default
607 \let\xmp@lang@Contributor\xmp@lang@Default
608 \let\xmp@lang@Relation\xmp@lang@Default
609 %% PRISM fields
610 \let\xmp@lang@CoverDisplayDate\xmp@lang@Default
611 \let\xmp@lang@JournalTitle\xmp@lang@Default
612 %%\def\xmp@lang@JournalNumber{\xmp@lang@Default}
613 %% xmp: & xmpRights: fields
614 \let\xmp@lang@Advisory\xmp@lang@Default
615 \let\xmp@lang@Identifier\xmp@lang@Default
616 \let\xmp@lang@Nickname\xmp@lang@Default
617 \let\xmp@lang@Owner\xmp@lang@Default
618
619 %% some validators require a language attribute for
620 %% dc:title set via \Title
621 %% dc:description set via \Subject
622 %% dc:rights set via \Copyright
623 %% xmpRights:UsageTerms set via \Copyright
624 %%
625 {\catcode '\ " 12 \catcode'\: 12 \catcode'\= 12
626 \gdef\pdfx@xmp@checklang#1{%
627   \ifx #1\xmp@lang@Default\else\space xml:lang="#1"\fi}
628 \gdef\pdfx@xmp@strictlang#1{\space xml:lang="#1"}
629 }% end of \catcodes
```

- ▶ Introduction
- ▶ Usage
- ▶ Installing
- ▶ Multilingual and Technical Considerations
- ▶ Bibliography
- ▶ References
- ▶ Implementation
- ▶ Index
- ▶ Change History

```
630 \let\xmp@checklang\pdfx@xmp@checklang
631 \let\xmp@strictlang\pdfx@xmp@strictlang
632
633 \newcommand{\pdfx@Title}[1][]{%
634 \ifx\relax#1\relax\else\gdef\xmp@lang@Title{#1}\fi
635 \xmp@parse{\global\let\xmp@Title\@this}}
636
637 %% allow for multiple authors, keywords and languages
638 %% also: contributor, date, relation, type, thumbnails
639 %% and AuthoritativeDomain, Advisory, Identifier, Owner
640 \newcommand{\pdfx@Author}[1][]{%
641 \ifx\relax#1\relax\else\gdef\xmp@lang@Author{#1}\fi
642 \def\afterxmp@parse{\let\Author\pdfx@extraAuthor}%
643 \xmp@parse{\global\let\xmp@Author\@this}}
644 \newcommand{\pdfx@Keywords}[1][]{%
645 \ifx\relax#1\relax\else\gdef\xmp@lang@Keywords{#1}\fi
646 \def\afterxmp@parse{\let\Keywords\pdfx@extraKeywords}%
647 \xmp@parse{\global\let\xmp@Keywords\@this}}
648 \newcommand{\pdfx@Language}{%
649 \def\afterxmp@parse{\let\Language\pdfx@extraLanguages}%
650 \xmp@parse{\global\let\xmp@Language\@this}}
651
652 \newcommand{\pdfx@AuthoritativeDomain}{%
653 \def\afterxmp@parse{\let\AuthoritativeDomain\pdfx@extraAuthoritativeDomain}%
654 \xmp@parse{\global\let\xmp@AuthoritativeDomain\@this}}
655 \newcommand{\pdfx@Date}{%
656 \def\afterxmp@parse{\let\Date\pdfx@extraDate}%
657 \xmp@parse{\global\let\xmp@Date\@this}}
658 \newcommand{\pdfx@Contributor}[1][]{%
659 \ifx\relax#1\relax\else\gdef\xmp@lang@Contributor{#1}\fi
660 \def\afterxmp@parse{\let\Contributor\pdfx@extraContributor}%
661 \xmp@parse{\global\let\xmp@Contributor\@this}}
662 \newcommand{\pdfx@Relation}[1][]{%
663 \ifx\relax#1\relax\else\gdef\xmp@lang@Relation{#1}\fi
664 \def\afterxmp@parse{\let\Relation\pdfx@extraRelation}%
665 \xmp@parse{\global\let\xmp@Relation\@this}}
666 %% \newcommand{\pdfx@Type}[1][]{%
667 %% \ifx\relax#1\relax\else\gdef\xmp@lang@Type{#1}\fi
668 %% \def\afterxmp@parse{\let\Type\pdfx@extraType}%
669 %% \xmp@parse{\global\let\xmp@Type\@this}}
670
671 \newcommand{\pdfx@Advisory}[1][]{%
672 \ifx\relax#1\relax\else\gdef\xmp@lang@Advisory{#1}\fi
673 \def\afterxmp@parse{\let\Advisory\pdfx@extraAdvisory}%
674 \xmp@parse{\global\let\xmp@Advisory\@this}}
675 \newcommand{\pdfx@Identifier}[1][]{%
676 \ifx\relax#1\relax\else\gdef\xmp@lang@Identifier{#1}\fi
677 \def\afterxmp@parse{\let\Identifier\pdfx@extraIdentifier}%
678 \xmp@parse{\global\let\xmp@Identifier\@this}}
679 \newcommand{\pdfx@Thumbnails}{%
680 \def\afterxmp@parse{\let\Thumbnails\pdfx@extraThumbnails}%
681 \xmp@parse{\global\let\xmp@Thumbnails\@this}}
```


Generation of PDF/X- and PDF/A-compliant PDFs with pdfTeX— pdfx.sty

C. V. Radhakrishnan, Hàn Thế Thành, Ross Moore and Peter Selinger

QUICK LINKS

- ▶ Introduction
- ▶ Usage
- ▶ Installing
- ▶ Multilingual and Technical Considerations
- ▶ Bibliography
- ▶ References
- ▶ Implementation
- ▶ Index
- ▶ Change History

```
682
683 \newcommand{\pdfx@Owner}[1][]{%
684 \ifx\relax#1\relax\else\gdef\xmp@lang@Owner{#1}\fi
685 \def\afterxmp@parse{\let\Owner\pdfx@extraOwner}%
686 \xmp@parse{\global\let\xmp@Owner\@this}}
687
688 {\obeyspaces%
689 \ifpdfx@useactivespaces\gdef\pdfx@insert@sep{\sep }%
690 \else\gdef\pdfx@insert@sep{\sep}\fi%
691 }
692 \newcommand{\pdfx@extraAuthor}[1][]{%
693 \ifx\relax#1\relax
694 \expandafter\expandafter\expandafter\gdef
695 \expandafter\expandafter\expandafter\xmp@Author
696 \expandafter\expandafter\expandafter{%
697 \expandafter\xmp@Author\pdfx@insert@sep}%
698 \else
699 \expandafter\expandafter\expandafter\gdef
700 \expandafter\expandafter\expandafter\xmp@Author
701 \expandafter\expandafter\expandafter{%
702 \expandafter\xmp@Author\pdfx@insert@sep[#1]}%
703 \fi
704 \def\afterxmp@parse{%
705 \expandafter\expandafter\expandafter\gdef
706 \expandafter\expandafter\expandafter\xmp@Author
707 \expandafter\expandafter\expandafter{%
708 \expandafter\xmp@Author\xmp@extraAuthor}%
709 }%
710 \xmp@parse{\global\let\xmp@extraAuthor\@this}%
711 }%
712 \newcommand{\pdfx@extraKeywords}[1][]{%
713 \ifx\relax#1\relax
714 \expandafter\expandafter\expandafter\gdef
715 \expandafter\expandafter\expandafter\xmp@Keywords
716 \expandafter\expandafter\expandafter{%
717 \expandafter\xmp@Keywords\pdfx@insert@sep}%
718 \else%
719 \expandafter\expandafter\expandafter\gdef
720 \expandafter\expandafter\expandafter\xmp@Keywords
721 \expandafter\expandafter\expandafter{%
722 \expandafter\xmp@Keywords\pdfx@insert@sep[#1]}%
723 \fi%
724 \def\afterxmp@parse{%
725 \expandafter\expandafter\expandafter\gdef
726 \expandafter\expandafter\expandafter\xmp@Keywords
727 \expandafter\expandafter\expandafter{%
728 \expandafter\xmp@Keywords\xmp@extraKeywords}}%
729 \xmp@parse{\global\let\xmp@extraKeywords\@this}%
730 }%
731 \newcommand{\pdfx@extraLanguages}{%
732 \expandafter\expandafter\expandafter\gdef
733 \expandafter\expandafter\expandafter\xmp@Language
```

Generation of PDF/X- and PDF/A-compliant PDFs with pdfTeX— pdfx.sty

C. V. Radhakrishnan, Hàn Thế Thành, Ross Moore and Peter Selinger

QUICK LINKS

- ▶ Introduction
- ▶ Usage
- ▶ Installing
- ▶ Multilingual and Technical Considerations
- ▶ Bibliography
- ▶ References
- ▶ Implementation
- ▶ Index
- ▶ Change History

```
734 \expandafter\expandafter\expandafter{%
735 \expandafter\xmp@Language\pdfx@insert@sep}%
736 \def\afterxmp@parse{%
737 \expandafter\expandafter\expandafter\gdef
738 \expandafter\expandafter\expandafter\xmp@Language
739 \expandafter\expandafter\expandafter{%
740 \expandafter\xmp@Language\xmp@extraLanguages}}%
741 \xmp@parse{\global\let\xmp@extraLanguages\@this}%
742 }%
743
744 \newcommand{\pdfx@extraContributor}[1][{}]{%
745 \ifx\relax#1\relax
746 \expandafter\expandafter\expandafter\gdef
747 \expandafter\expandafter\expandafter\xmp@Contributor
748 \expandafter\expandafter\expandafter{%
749 \expandafter\xmp@Contributor\pdfx@insert@sep}%
750 \else
751 \expandafter\expandafter\expandafter\gdef
752 \expandafter\expandafter\expandafter\xmp@Contributor
753 \expandafter\expandafter\expandafter{%
754 \expandafter\xmp@Contributor\pdfx@insert@sep[#1]}%
755 \fi
756 \def\afterxmp@parse{%
757 \expandafter\expandafter\expandafter\gdef
758 \expandafter\expandafter\expandafter\xmp@Contributor
759 \expandafter\expandafter\expandafter{%
760 \expandafter\xmp@Contributor\xmp@extraContributor}%
761 }%
762 \xmp@parse{\global\let\xmp@extraContributor\@this}%
763 }%
764
765 \newcommand{\pdfx@extraAuthoritativeDomain}{%
766 \expandafter\expandafter\expandafter\gdef
767 \expandafter\expandafter\expandafter\xmp@AuthoritativeDomain
768 \expandafter\expandafter\expandafter{%
769 \expandafter\xmp@AuthoritativeDomain\pdfx@insert@sep}%
770 \def\afterxmp@parse{%
771 \expandafter\expandafter\expandafter\gdef
772 \expandafter\expandafter\expandafter\xmp@AuthoritativeDomain
773 \expandafter\expandafter\expandafter{%
774 \expandafter\xmp@AuthoritativeDomain\xmp@extraAuthoritativeDomain}%
775 }%
776 \xmp@parse{\global\let\xmp@extraAuthoritativeDomain\@this}%
777 }%
778
779 \newcommand{\pdfx@extraDate}{%
780 \expandafter\expandafter\expandafter\gdef
781 \expandafter\expandafter\expandafter\xmp@Date
782 \expandafter\expandafter\expandafter{%
783 \expandafter\xmp@Date\pdfx@insert@sep}%
784 \def\afterxmp@parse{%
785 \expandafter\expandafter\expandafter\gdef
```

Generation of PDF/X- and PDF/A-compliant PDFs with pdfTeX— pdfx.sty

C. V. Radhakrishnan, Hàn Thế Thành, Ross Moore and Peter Selinger

QUICK LINKS

- ▶ Introduction
- ▶ Usage
- ▶ Installing
- ▶ Multilingual and Technical Considerations
- ▶ Bibliography
- ▶ References
- ▶ Implementation
- ▶ Index
- ▶ Change History

```
786 \expandafter\expandafter\expandafter\xmp@Date
787 \expandafter\expandafter\expandafter{%
788 \expandafter\xmp@Date\xmp@extraDate}%
789 }%
790 \xmp@parse{\global\let\xmp@extraDate\@this}%
791 }%
792
793 \newcommand{\pdfx@extraRelation}[1][{}]{%
794 \ifx\relax#1\relax
795 \expandafter\expandafter\expandafter\gdef
796 \expandafter\expandafter\expandafter\xmp@Relation
797 \expandafter\expandafter\expandafter{%
798 \expandafter\xmp@Relation\pdfx@insert@sep}%
799 \else
800 \expandafter\expandafter\expandafter\gdef
801 \expandafter\expandafter\expandafter\xmp@Relation
802 \expandafter\expandafter\expandafter{%
803 \expandafter\xmp@Relation\pdfx@insert@sep[#1]}%
804 \fi
805 \def\afterxmp@parse{%
806 \expandafter\expandafter\expandafter\gdef
807 \expandafter\expandafter\expandafter\xmp@Relation
808 \expandafter\expandafter\expandafter{%
809 \expandafter\xmp@Relation\xmp@extraRelation}%
810 }%
811 \xmp@parse{\global\let\xmp@extraRelation\@this}%
812 }%
813
814 %%\newcommand{\pdfx@extraType}[1][{}]{%
815 %% \show\xmp@Type
816 %% \ifx\relax#1\relax
817 %% \expandafter\expandafter\expandafter\gdef
818 %% \expandafter\expandafter\expandafter\xmp@Type
819 %% \expandafter\expandafter\expandafter{%
820 %% \expandafter\xmp@Type\pdfx@insert@sep}%
821 %% \else
822 %% \expandafter\expandafter\expandafter\gdef
823 %% \expandafter\expandafter\expandafter\xmp@Type
824 %% \expandafter\expandafter\expandafter{%
825 %% \expandafter\xmp@Type\pdfx@insert@sep[#1]}%
826 %% \fi
827 %% \def\afterxmp@parse{%
828 %% \expandafter\expandafter\expandafter\gdef
829 %% \expandafter\expandafter\expandafter\xmp@Type
830 %% \expandafter\expandafter\expandafter{%
831 %% \expandafter\xmp@Type\xmp@extraType}%
832 %% \show\xmp@Type
833 %% }%
834 %% \xmp@parse{\global\let\xmp@extraType\@this}%
835 %% }%
836
837 \newcommand{\pdfx@extraAdvisory}[1][{}]{%
```

- ▶ Introduction
- ▶ Usage
- ▶ Installing
- ▶ Multilingual and Technical Considerations
- ▶ Bibliography
- ▶ References
- ▶ Implementation
- ▶ Index
- ▶ Change History

```
838 \ifx\relax#1\relax
839   \expandafter\expandafter\expandafter\gdef
840   \expandafter\expandafter\expandafter\xmp@Advisory
841   \expandafter\expandafter\expandafter{%
842     \expandafter\xmp@Advisory\pdfx@insert@sep}%
843 \else
844   \expandafter\expandafter\expandafter\gdef
845   \expandafter\expandafter\expandafter\xmp@Advisory
846   \expandafter\expandafter\expandafter{%
847     \expandafter\xmp@Advisory\pdfx@insert@sep[#1]}%
848 \fi
849 \def\afterxmp@parse{%
850   \expandafter\expandafter\expandafter\gdef
851   \expandafter\expandafter\expandafter\xmp@Advisory
852   \expandafter\expandafter\expandafter{%
853     \expandafter\xmp@Advisory\xmp@extraAdvisory}%
854   }%
855 \xmp@parse{\global\let\xmp@extraAdvisory\@this}%
856 }%
857
858 \newcommand{\pdfx@extraIdentifier}[1][{}]{%
859   \ifx\relax#1\relax
860     \expandafter\expandafter\expandafter\gdef
861     \expandafter\expandafter\expandafter\xmp@Identifier
862     \expandafter\expandafter\expandafter{%
863       \expandafter\xmp@Identifier\pdfx@insert@sep}%
864   \else
865     \expandafter\expandafter\expandafter\gdef
866     \expandafter\expandafter\expandafter\xmp@Identifier
867     \expandafter\expandafter\expandafter{%
868       \expandafter\xmp@Identifier\pdfx@insert@sep[#1]}%
869   \fi
870   \def\afterxmp@parse{%
871     \expandafter\expandafter\expandafter\gdef
872     \expandafter\expandafter\expandafter\xmp@Identifier
873     \expandafter\expandafter\expandafter{%
874       \expandafter\xmp@Identifier\xmp@extraIdentifier}%
875     }%
876   \xmp@parse{\global\let\xmp@extraIdentifier\@this}%
877   }%
878
879 \newcommand{\pdfx@extraThumbnails}[1][{}]{%
880   \ifx\relax#1\relax
881     \expandafter\expandafter\expandafter\gdef
882     \expandafter\expandafter\expandafter\xmp@Thumbnails
883     \expandafter\expandafter\expandafter{%
884       \expandafter\xmp@Thumbnails\pdfx@insert@sep}%
885   \else
886     \expandafter\expandafter\expandafter\gdef
887     \expandafter\expandafter\expandafter\xmp@Thumbnails
888     \expandafter\expandafter\expandafter{%
889       \expandafter\xmp@Thumbnails\pdfx@insert@sep[#1]}%
```

- ▶ Introduction
- ▶ Usage
- ▶ Installing
- ▶ Multilingual and Technical Considerations
- ▶ Bibliography
- ▶ References
- ▶ Implementation
- ▶ Index
- ▶ Change History

```
890 \fi
891 \def\afterxmp@parse{%
892   \expandafter\expandafter\expandafter\gdef
893   \expandafter\expandafter\expandafter\xmp@Thumbnails
894   \expandafter\expandafter\expandafter{%
895     \expandafter\xmp@Thumbnails\xmp@extraThumbnails}%
896   }%
897 \xmp@parse{\global\let\xmp@extraThumbnails\@this}%
898 }%
899
900 \newcommand{\pdfx@extraOwner}[1][{}]{%
901   \ifx\relax#1\relax
902     \expandafter\expandafter\expandafter\gdef
903     \expandafter\expandafter\expandafter\xmp@Owner
904     \expandafter\expandafter\expandafter{%
905       \expandafter\xmp@Owner\pdfx@insert@sep}%
906   \else
907     \expandafter\expandafter\expandafter\gdef
908     \expandafter\expandafter\expandafter\xmp@Owner
909     \expandafter\expandafter\expandafter{%
910       \expandafter\xmp@Owner\pdfx@insert@sep[#1]}%
911   \fi
912 \def\afterxmp@parse{%
913   \expandafter\expandafter\expandafter\gdef
914   \expandafter\expandafter\expandafter\xmp@Owner
915   \expandafter\expandafter\expandafter{%
916     \expandafter\xmp@Owner\xmp@extraOwner}%
917   }%
918 \xmp@parse{\global\let\xmp@extraOwner\@this}%
919 }%
920
921 \newcommand{\pdfx@Subject}[1][{}]{%
922   \ifx\relax#1\relax\else\gdef\xmp@lang@Subject{#1}\fi
923   \xmp@parse{\global\let\xmp@Subject\@this}}
924 \newcommand{\pdfx@Producer}[1][{}]{%
925   \ifx\relax#1\relax\else\gdef\xmp@lang@Producer{#1}\fi
926   \xmp@parse{\global\let\xmp@Producer\@this}}
927 \newcommand{\pdfx@Publisher}[1][{}]{%
928   \ifx\relax#1\relax\else\gdef\xmp@lang@Publisher{#1}\fi
929   \xmp@parse{\global\let\xmp@Publisher\@this}}
930 \newcommand{\pdfx@Copyright}[1][{}]{%
931   \ifx\relax#1\relax\else\gdef\xmp@lang@Copyright{#1}\fi
932   \xmp@parse{\global\let\xmp@Copyright\@this%
933     \ifx\xmp@Copyrighted\@empty\gdef\xmp@Copyrighted{True}\fi}}
934
935 \newcommand{\pdfx@Coverage}[1][{}]{%
936   \ifx\relax#1\relax\else\gdef\xmp@lang@Coverage{#1}\fi
937   \xmp@parse{\global\let\xmp@Coverage\@this}}
938
939 %% PRISM Text fields
940 \newcommand{\pdfx@CoverDisplayDate}[1][{}]{%
941   \ifx\relax#1\relax\else\gdef\xmp@lang@CoverDisplayDate{#1}\fi
```

Generation of PDF/X- and PDF/A- compliant PDFs with pdfT_EX— pdfx.sty

C. V. Radhakrishnan, Hàn Thế Thành, Ross Moore and Peter Selinger

QUICK LINKS

- ▶ Introduction
- ▶ Usage
- ▶ Installing
- ▶ Multilingual and Technical Considerations
- ▶ Bibliography
- ▶ References
- ▶ Implementation
- ▶ Index
- ▶ Change History

```
942 \xmp@parse{\global\let\xmp@CoverDisplayDate\@this}}
943 \newcommand{\pdfx@JournalTitle}[1][\fi
944 \ifx\relax#1\relax\else\gdef\xmp@lang@JournalTitle{#1}\fi
945 \ifx\xmp@PublicationType\empty\gdef\xmp@PublicationType{journal}\fi
946 \xmp@parse{\global\let\xmp@JournalTitle\@this}}
947
948 %% Uses PRISM Controlled Vocabulary:
949 %% http://prismstandard.org/vocabularies/3.0/aggregationtype.xml
950 %% blog, book, bookazine, catalog, feed, journal, magazine, manual
951 %% newsletter, newspaper, other, report, pamphlet, vook, whitepaper
952 %%
953 \newcommand{\pdfx@PublicationType}[1][\fi
954 \ifx\relax#1\relax\else\gdef\xmp@lang@PublicationType{#1}\fi
955 \xmp@parse{\global\let\xmp@PublicationType\@this}}
956
957 \def\pdfx@localcommands{
958 \let\Title\pdfx@Title
959 \let\Author\pdfx@Author
960 \let\Keywords\pdfx@Keywords
961 \let\Subject\pdfx@Subject
962 \let\Language\pdfx@Language
963 \def\CreatorTool{\xmp@parse{\global\let\xmp@CreatorTool\@this}}
964 \let\Producer\pdfx@Producer
965 \def\Volume{\xmp@parse{\global\let\xmp@Volume\@this}}
966 \def\Issue{\xmp@parse{\global\let\xmp@Issue\@this}}
967 \let\CoverDisplayDate\pdfx@CoverDisplayDate
968 \def\CoverDate{\xmp@parse{\global\let\xmp@CoverDate\@this}}
969 \let\Copyright\pdfx@Copyright
970 \def\CopyrightURL{\xmp@parse{\global\let\xmp@CopyrightURL\@this%
971 \ifx\xmp@Copyrighted\empty\gdef\xmp@Copyrighted{True}\fi}}
972 \def\Copyrighted{\xmp@parse{\global\let\xmp@Copyrighted\@this}}
973 \def\Doi{\xmp@parse{\global\let\xmp@Doi\@this}}
974 \def\ISBN{\xmp@parse{\global\let\xmp@ISBN\@this}}
975 \def\URLlink{\xmp@parse{\global\let\xmp@URL\@this}}
976 \def>Lastpage{\xmp@parse{\global\let\xmp>Lastpage\@this}}
977 \def\Firstpage{\xmp@parse{\global\let\xmp\Firstpage\@this}}
978 \let\PublicationType\pdfx@PublicationType
979 \let\Journaltitle\pdfx@JournalTitle
980 \def\JournalNumber{\xmp@parse{\global\let\xmp@JournalNumber\@this}}
981 \let\Publisher\pdfx@Publisher
982 \let\Coverage\pdfx@Coverage
983 \def\Source{\xmp@parse{\global\let\xmp@Source\@this}}
984 \let\Contributor\pdfx@Contributor
985 \let\Date\pdfx@Date
986 \let\Relation\pdfx@Relation
987 \let\Advisory\pdfx@Advisory
988 \def\BaseURL{\xmp@parse{\global\let\xmp@BaseURL\@this}}
989 \let\Identifier\pdfx@Identifier
990 \let\Nickname\pdfx@Nickname
991 \let\Thumbnails\pdfx@Thumbnails
992 \let\Owner\pdfx@Owner
993 \def\CertificateURL{\xmp@parse{\global\let\xmp@CertificateURL\@this}}
```


- ▶ Introduction
- ▶ Usage
- ▶ Installing
- ▶ Multilingual and Technical Considerations
- ▶ Bibliography
- ▶ References
- ▶ Implementation
- ▶ Index
- ▶ Change History

```
994 \def\MMversionID{\xmp@parse{\global\let\xmpMM@versionID\@this}}
995 %% \let\Type\pdfx@Type
996 %%
997 %% currently unused; for backward compatibility only
998 \let\AuthoritativeDomain\pdfx@AuthoritativeDomain
999 \let\Creator\CcreatorTool % for backward compatibility
1000 \let\Org\Publisher % for backward compatibility
1001 \let\WebStatement\CopyrightURL % for backward compatibility
1002 }
1003
1004 %%-----
1005 %% The following characters and markup can be used within the XMP data
1006 %% defined by \Author, \Title, and so on.
1007 %%
1008 %% * All printable non-whitespace ASCII characters except
1009 %% ' ', '{', '}', '\ ' can be used as themselves.
1010 %%
1011 %% * All printable non-whitespace UTF-8 encoded Unicode characters
1012 %% from the basic multilingual plane can be used as themselves.
1013 %%
1014 %% * As usual, consecutive whitespace characters are contracted to a
1015 %% single space. Whitespace after a macro such as \copyright is
1016 %% ignored. Blank lines are not permitted.
1017 %%
1018 %% * The following markup can be used:
1019 %% '\ ' - a literal space (for example after a macro)
1020 %% \% - a literal '%'
1021 %% \{ - a literal '{'
1022 %% \} - a literal '}'
1023 %% \backslash - a literal '\'
1024 %% \copyright - the (c) copyright symbol
1025 %%
1026 %% \sep - only permitted within \Author, \Keywords, \Publisher.
1027 %%
1028 %% * For backward compatibility, \& and \TextCopyright are also
1029 %% provided. Their use is deprecated.
1030
1031 %%-----
1032 %% The macro \pdfx@actives binds the active characters
1033 %% '&', '<', and '>' to \pdfx@amp, \pdfx@lt, and \pdfx@gt,
1034 %% respectively, without actually making them active.
1035 \begingroup
1036 \catcode'\<=13
1037 \catcode'\>=13
1038 \catcode'\&=13
1039 \gdef\pdfx@actives{
1040 \def&{\pdfx@amp}
1041 \def<{\pdfx@lt}
1042 \def>{\pdfx@gt}
1043 }
1044 \endgroup
1045
```

- ▶ Introduction
- ▶ Usage
- ▶ Installing
- ▶ Multilingual and Technical Considerations
- ▶ Bibliography
- ▶ References
- ▶ Implementation
- ▶ Index
- ▶ Change History

```
1046 %%-----
1047 %% Markup bindings to be used during XMP generation.
1048
1049 {%
1050 \catcode'\<=12 \catcode'\>=12 \catcode'\/=12 \catcode'\:=12 \catcode'\`=12
1051 \obeyspaces\ifpdfx@useactivespaces%
1052 \gdef\pdfx@sep {\pdfx@check@lang}%
1053 \else%
1054 \gdef\pdfx@sep{\pdfx@check@lang}%
1055 \fi%
1056 \xdef\pdfx@sep@nolang{</rdf:li>^^J <rdf:li>}%
1057 \xdef\pdfx@sep@lang[#1]{</rdf:li>^^J <rdf:li xml:lang="#1">}%
1058 }% end of \obeyspaces and \catcode ....
1059
1060 \def\pdfx@check@lang#1{%
1061 \ifx[#1\expandafter\@firstoftwo
1062 \else\expandafter\@secondoftwo\fi
1063 {\pdfx@sep@lang#1}{\pdfx@sep@nolang#1}}
1064
1065 \def\pdfx@xmpmarkup{%
1066 \pdfx@actives
1067 \edef\@amp{\expandafter\@gobble\string\&}%
1068 \edef\@hash{\expandafter\@gobble\string\#}%
1069 \edef\ \{\expandafter\@gobble\string\ }%
1070 \edef\%{\expandafter\@gobble\string\}%
1071 \edef\{\{\expandafter\@gobble\string\{\}%
1072 \edef\}\{\expandafter\@gobble\string\}\}%
1073 \edef\backslash{\expandafter\@gobble\string\\}%
1074 \def\@unicode##1{\@amp\@hash x##1;}%
1075 \def\pdfx@amp{\@unicode{0026}}%
1076 \def\pdfx@lt{\@unicode{003c}}%
1077 \def\pdfx@gt{\@unicode{003e}}%
1078 \def\copyright{\@unicode{00A9}}%
1079 \let&\pdfx@amp % for backward compatibility
1080 \let\TextCopyright\copyright % for backward compatibility
1081 \let\sep\pdfx@sep
1082 \pdfx@xmpunimarkup % only need this when writing XMP
1083 \the\pdfx@safeforxmp@toks
1084 }
1085
1086 %% cope with active spaces with LGR encoding
1087 %% and the spaces written out with \IeC in KOI8-r
1088 %% It's possible to have both together.
1089 \def\liixu@IeC#1#\liixu@IeCi}
1090 \def\liixu@IeCi#1#\liixu@IeCii#1}
1091 \def\liixu@IeCii#1#2{#1}
1092 \def\liixu@enableIeC{\ifpdfx@useactivespaces
1093 \let\IeC\liixu@IeC\else\def\IeC##1{##1}\fi}
1094 \def\liixu@numberline#1#\liixu@numberlinei}
1095 \def\liixu@numberlinei#1#\liixu@numberlineii#1}
1096 \def\liixu@numberlineii#1{\textLF #1. }
1097 \def\liixu@enablenumberline{\ifpdfx@useactivespaces
```

Generation of PDF/X- and PDF/A-compliant PDFs with pdfTeX— pdfx.sty

C. V. Radhakrishnan, Hàn Thế Thành, Ross Moore and Peter Selinger

QUICK LINKS

- ▶ Introduction
- ▶ Usage
- ▶ Installing
- ▶ Multilingual and Technical Considerations
- ▶ Bibliography
- ▶ References
- ▶ Implementation
- ▶ Index
- ▶ Change History

```
1098 \let\numberline\liixu@numberline
1099 \else\def\numberline##1{\textLF ##1. }\fi}
1100
1101 \def\pdfx@xmpunimarkup{%
1102 \liixu@enableIeC
1103 \liixu@enablenumberline
1104 \def\empty{ }% used in LICR patterns
1105 \LIIXUscriptcommands
1106 \LIIXUtipacommands
1107 \LIIXUmapTeXnames
1108 %% from Hyperref's psdextra.def
1109 \csname psdmapshortnames\endcsname
1110 \csname psdaliasnames\endcsname
1111 %% from lu8enc.def
1112 \csname LIIXUmapmathletterlikes\endcsname
1113 \csname LIIXUmapmathspaces\endcsname
1114 \iflatLATxmp
1115 \LIIXUmaplatinchars
1116 \LIIXUcancelfontswitches
1117 \fi
1118 \ifmathxmp
1119 \let\(\\textinlinemath
1120 \let\[\\textdisplaymath
1121 \LIIXUmapmathaccents
1122 \LIIXUmapisomathgreek
1123 \LIIXUmapmatharrowsA
1124 \LIIXUmapmathoperatorsA
1125 \LIIXUmapmathoperatorsB
1126 \LIIXUmapmiscmathsymbolsA
1127 \LIIXUmapsupparrowsA
1128 \LIIXUmapsupparrowsB
1129 \LIIXUmapmiscmathsymbolsB
1130 \LIIXUmapsuppmathoperators
1131 \LIIXUmapunimathgreek
1132 \LIIXUmapmathalphabets
1133 \fi
1134 \ifarbxmp \LIIXUmaparabicletters\fi
1135 \ifarmxmp \LIIXUmaparmenianletters\fi
1136 \ifdevxmp \LIIXUmapdevaccents\fi
1137 \ifgrkxmp \LIIXUmapgreekletters\fi
1138 \ifhebxml \LIIXUmaphebrewletters\fi
1139 }
1140
1141 %% In case macros are used in XMP Metadata, need a way to map these
1142 %% to simple text, rather than specific font characters, or whatever:
1143 \newtoks\pdfxsafeformxmp@toks
1144 \def\pdfxEnableCommands{% user command
1145 \begingroup
1146 \ifpdfx@useactivespaces\obeyspaces\fi
1147 \pdfx@EnableCommands
1148 }
1149 \def\pdfx@EnableCommands#1{% internal command
```

- ▶ Introduction
- ▶ Usage
- ▶ Installing
- ▶ Multilingual and Technical Considerations
- ▶ Bibliography
- ▶ References
- ▶ Implementation
- ▶ Index
- ▶ Change History

```
1150 \expandafter\global\expandafter\pdfxsafeforxmp@toks
1151 \expandafter{\the\pdfxsafeforxmp@toks#1}%
1152 \endgroup
1153 }
1154
1155 %%-----
1156 %% Markup bindings to be used during PDF string generation.
1157
1158 \def\pdfx@pdfmarkup{%
1159 \pdfx@actives
1160 \edef%\{ \expandafter@gobble\string\}%
1161 \edef\{{ \expandafter@gobble\string\}%
1162 \edef\} { \expandafter@gobble\string\}%
1163 \edef\pdfx@backslash { \expandafter@gobble\string\}%
1164 \def\backslash { \pdfx@backslash000\pdfx@backslash134}%
1165 \edef\pdfx@amp { \expandafter@gobble\string&%
1166 \edef\pdfx@lt { \expandafter@gobble\string<%
1167 \edef\pdfx@gt { \expandafter@gobble\string>%
1168 \let\TextCopyright\copyright % for backward compatibility
1169 \def\sep { ; }%
1170 %\let\sep\pdfx@sep
1171 %% Note: '\ ', '&', '\copyright' are already predefined by hyperref.
1172 %% allow LICRs to expand into PDF strings
1173 \def\cf@encoding{PU}%
1174 \def\9##1 { \ifcase##1 \string\0\or\string\1\or\string\2\or\string\3\fi}%
1175 \def\8 { \string\00}%
1176 \def\0 { \string\0 } \def\1 { \string\1 } \def\2 { \string\2 } \def\3 { \string\3 }%
1177 \pdfx@xmpunimarkup
1178 \the\pdfxsafeforxmp@toks
1179 }
1180
1181 %%-----
1182 %% Defaults
1183 \ifxetex
1184 \def\xmp@Producer {XeTeX}
1185 \else\ifluatex
1186 \def\xmp@Producer {LuaTeX}
1187 \else
1188 \def\xmp@Producer {pdfTeX}
1189 \fi\fi
1190 \global\let\pdfxProducer\xmp@Producer
1191
1192 \global\let\xmp@CreatorTool\@empty
1193 \global\let\xmp@Title\@empty
1194 \global\let\xmp@Author\@empty
1195 \global\let\xmp@Keywords\@empty
1196 \global\let\xmp@Subject\@empty
1197 \global\let\xmp@Language\@empty
1198 \global\let\xmp@Volume\@empty
1199 \global\let\xmp@Issue\@empty
1200 \global\let\xmp@CoverDisplayDate\@empty
1201 \global\let\xmp@CoverDate\@empty
```

QUICK LINKS

- ▶ Introduction
- ▶ Usage
- ▶ Installing
- ▶ Multilingual and Technical Considerations
- ▶ Bibliography
- ▶ References
- ▶ Implementation
- ▶ Index
- ▶ Change History

```
1202 \global\let\xmp@Copyright\@empty
1203 \global\let\xmp@Copyrighted\@empty
1204 \global\let\xmp@CopyrightURL\@empty
1205 \gdef\xmp@WebStatement{\xmp@CopyrightURL}
1206 \global\let\xmp@Doi\@empty
1207 \global\let\xmp@ISBN\@empty
1208 \global\let\xmp@URL\@empty
1209 \global\let\xmp@Lastpage\@empty
1210 \global\let\xmp@Firstpage\@empty
1211 \global\let\xmp@PublicationType\@empty
1212 \global\let\xmp@Journaltitle\@empty
1213 \global\let\xmp@Journalnumber\@empty
1214 %%\global\let\xmp@Type\@empty
1215 \global\let\xmp@Contributor\@empty
1216 \global\let\xmp@Coverage\@empty
1217 \global\let\xmp@Date\@empty
1218 \global\let\xmp@Relation\@empty
1219 \global\let\xmp@Source\@empty
1220 \global\let\xmp@Publisher\@empty
1221 \gdef\xmp@Org{\xmp@Publisher}
1222 \global\let\xmp@AuthoritativeDomain\@empty
1223 \global\let\xmp@Advisory\@empty
1224 \global\let\xmp@BaseURL\@empty
1225 \global\let\xmp@Identifier\@empty
1226 \global\let\xmp@Nickname\@empty
1227 \global\let\xmp@Thumbnails\@empty
1228 \global\let\xmp@Owner\@empty
1229 \global\let\xmp@CertificateURL\@empty
1230
1231 %%-----
1232 %% Alternative way to get the CreationDate using Lua for XeTeX
1233 \ifdefined\pdfcreationdate\else
1234 \begingroup %% ensure correct catcodes, not done by \dospecials
1235 \catcode'\:=12 \catcode'\.=12
1236 \begin{filecontents*}{creationdate.lua}
1237 os.remove("creationdate.timestamp")
1238 io.output("creationdate.timestamp"):write(os.date("\edef\tempa{\string D:%Y%m%d%H%M%S}\n\
1239 \end{filecontents*}
1240 \endgroup
1241 \ifnum\shellescape=1
1242 \begingroup %% ensure correct catcodes when file is read in
1243 \catcode'\=12 \catcode'\.=12 \catcode'\:=12 \catcode'\+=12
1244 \immediate\write18{texlua creationdate.lua}
1245 \input{creationdate.timestamp}
1246 \def\tempc#1#2#3#4#5{#1#2#3' #4#5'}
1247 \edef\tempb{\expandafter\tempc\tempb}
1248 \edef\x{\endgroup\def\noexpand\pdfcreationdate{\tempa\tempb}}\x
1249 \else
1250 \begingroup %% ensure correct catcodes in the error/warning messages
1251 \catcode'\<=12 \catcode'\>=12 \catcode'\=12 \catcode'\-=12
1252 \catcode'\: 12 \catcode\' 12 \catcode'\= 12
1253 \ifpdfx@noerr
```

- ▶ Introduction
- ▶ Usage
- ▶ Installing
- ▶ Multilingual and Technical Considerations
- ▶ Bibliography
- ▶ References
- ▶ Implementation
- ▶ Index
- ▶ Change History

```
1254 \PackageWarning{pdfx}{%
1255   CreationDate is not properly supported;^^J
1256   PDF validation may fail. To avoid this problem use:^^J
1257     xelatex -shell-escape -output-driver="xdvipdfmx -z 0" <filename>^^J}
1258 \else
1259 \PackageError{pdfx}{%
1260   CreationDate is not properly supported;^^J
1261   PDF validation may fail.}{To avoid this problem use:^^J
1262     xelatex -shell-escape -output-driver="xdvipdfmx -z 0" <filename> }
1263 \fi
1264 %% Using a constant date, to allow processing to finish smoothly.
1265 \edef\x{\endgroup
1266   \def\noexpand\pdfcreationdate{\string D:20181028075445+10'00'}}%
1267 \x
1268 \fi
1269 \fi
1270
1271 %%-----
1272 \def\pdfx@findUUID#1{\edef\pdfx@tmpstring{\pdfx@mdfivesum{#1}}
1273   \expandafter\pdfx@eightofnine\pdfx@tmpstring\end}
1274 \def\pdfx@eightofnine#1#2#3#4#5#6#7#8#9\end{%
1275   \xdef\pdfx@eightchars{#1#2#3#4#5#6#7#8}
1276   \pdfx@fouroffive#9\end}
1277 \def\pdfx@fouroffive#1#2#3#4#5\end{\xdef\pdfx@ffourchars{#1#2#3#4}
1278   \pdfx@sfouroffive#5\end}
1279 \def\pdfx@sfouroffive#1#2#3#4#5\end{\xdef\pdfx@sfourchars{#1#2#3#4}
1280   \pdfx@tfouroffive#5\end}
1281 \def\pdfx@tfouroffive#1#2#3#4#5\end{\xdef\pdfx@tfourchars{#1#2#3#4}
1282   \xdef\pdfx@laststring{#5}}
1283
1284 \def\pdfx@uuid{\pdfx@eightchars-%
1285   \pdfx@ffourchars-%
1286   \pdfx@sfourchars-%
1287   \pdfx@tfourchars-%
1288   \pdfx@laststring}
1289
1290 \expandafter\ifx\curname pdfx@mdfivesum\endcurname\relax
1291 \PackageError{pdfx}{%
1292   No implementation for \string\pdfx@mdfivesum.^^J
1293   \ifxetex XeTeX needs to be 2015 or later\fi
1294 }{%
1295   Continue without, but the PDF will not validate.
1296 }%
1297 \def\xmp@docid{}%
1298 \def\pdfx@findUUID#1{}%
1299 \def\pdfx@uuid{}%
1300 \else
1301 \pdfx@findUUID{\jobname.pdf}
1302 \def\xmp@docid{\pdfx@uuid}
1303 \fi
1304
1305 \expandafter\ifx\curname pdfcreationdate\endcurname\relax\relax
```


Generation of PDF/X- and PDF/A-compliant PDFs with pdfT_EX— pdfx.sty

C. V. Radhakrishnan, Hàn Thế Thành, Ross Moore and Peter Selinger

QUICK LINKS

- ▶ Introduction
- ▶ Usage
- ▶ Installing
- ▶ Multilingual and Technical Considerations
- ▶ Bibliography
- ▶ References
- ▶ Implementation
- ▶ Index
- ▶ Change History

```
1306 \PackageWarning{pdfx}{%
1307   No implementation for \string\pdfxcreation .
1308 }%
1309 \def\xmp@instid{%
1310 %%
1311 \else %% use the MD5 sum methods
1312 %%
1313 \pdfx@findUUID{\pdfcreationdate}%
1314 \edef\xmp@instid{\pdfx@uuid}
1315 \fi
1316
1317 %%-----
1318 %% load xcolor before hyperref to get the link colors correct
1319 %%
1320 \PassOptionsToPackage{nosetpagesize}{color}
1321 \PassOptionsToPackage{nosetpagesize}{graphics}
1322 \@ifpackageloaded{xcolor}{%
1323 % Beamer will have already loaded xcolor
1324 % need to understand what options it used
1325 }{
1326 \ifpdfx@x
1327 \RequirePackage{cmyk,hyperref}{xcolor}
1328 \else
1329 \RequirePackage{rgb,hyperref}{xcolor}
1330 \fi
1331 }%
1332
1333 %% loading puenc.def will kill a lot of what mathtext.sty established
1334 \@ifpackageloaded{mathtext}{%
1335 \PackageWarningNoLine{pdfx}{pdfx.sty and hyperref.sty should be loaded^^J
1336 before mathtext.sty , otherwise text symbols may not show in math mode.}%
1337 }{}
1338
1339 \newif\ifpdfx@hluatex
1340 \IfFileExists{hluatex.def}{\pdfx@hluatextrue}{\pdfx@hluatexfalse}
1341
1342 %% the "pdftex" option seems to work fine with LuaTeX
1343 \def\pdfx@luatex{\ifpdfx@hluatex luatex\else pdftex \fi}
1344
1345 %% Hyperref options for PDF/X
1346 \edef\pdfx@pdfX@opts@pdftex{%
1347   draft,pdftex,pdfpagemode=UseNone,bookmarks=false,%
1348   pdfversion=1.\thepdfminorversion,pdfstartview=}
1349 \edef\pdfx@pdfX@opts@xetex{%
1350   draft,xetex,pdfpagemode=UseNone,bookmarks=false,%
1351   pdfversion=1.\thepdfminorversion,pdfstartview=}
1352 \edef\pdfx@pdfX@opts@luatex{%
1353   draft,\pdfx@luatex,pdfpagemode=UseNone,bookmarks=false,%
1354   pdfversion=1.\thepdfminorversion,pdfstartview=}%
1355
1356 \newif\ifpdfx@hyperrefloaded
1357 \expandafter\ifx\curname ifHy@pdfa\endcurname\relax\else\pdfx@hyperrefloadedtrue\fi
```

Generation of PDF/X- and PDF/A-compliant PDFs with pdfT_EX— pdfx.sty

C. V. Radhakrishnan, Hàn Thế Thành, Ross Moore and Peter Selinger

QUICK LINKS

- ▶ Introduction
- ▶ Usage
- ▶ Installing
- ▶ Multilingual and Technical Considerations
- ▶ Bibliography
- ▶ References
- ▶ Implementation
- ▶ Index
- ▶ Change History

```
1358
1359 %% Hyperref options for PDF/A and PDF/E
1360 \newtoks\pdfx@tmp toks
1361 \pdfx@tmp toks{%
1362 \ifHy@pdfa
1363 \edef\pdfx@pdfAE@opts@pdf tex{pdf tex}%
1364 \edef\pdfx@pdfAE@opts@xetex{xetex,pdfversion=1.\thepdfminorversion}%
1365 \edef\pdfx@pdfAE@opts@luatex{\pdfx@luat est,pdfversion=1.\thepdfminorversion}%
1366 \edef\pdfx@pdfAE@opts@pdf mark{pdf mark,pdfversion=1.\thepdfminorversion}%
1367 \else
1368 \edef\pdfx@pdfAE@opts@pdf tex{pdf tex,pdfa}%
1369 \edef\pdfx@pdfAE@opts@xetex{xetex,pdfa,pdfversion=1.\thepdfminorversion}%
1370 \edef\pdfx@pdfAE@opts@luatex{\pdfx@luat est,pdfa,pdfversion=1.\thepdfminorversion}%
1371 \edef\pdfx@pdfAE@opts@pdf mark{pdf mark,pdfa,pdfversion=1.\thepdfminorversion}%
1372 \fi
1373 }
1374 \ifpdfx@hyperref loaded
1375 \the\pdfx@tmp toks\relax
1376 \else
1377 \edef\pdfx@pdfAE@opts@pdf tex{pdf tex,pdfa}%
1378 \edef\pdfx@pdfAE@opts@xetex{xetex,pdfa,pdfversion=1.\thepdfminorversion}%
1379 \edef\pdfx@pdfAE@opts@luatex{\pdfx@luat est,pdfa,pdfversion=1.\thepdfminorversion}%
1380 \edef\pdfx@pdfAE@opts@pdf mark{pdf mark,pdfa,pdfversion=1.\thepdfminorversion}%
1381 \fi
1382 \pdfx@tmp toks{%
1383
1384 \ifpdfx@x
1385 \@ifpackage loaded{hyperref}{%
1386 \ifxetex
1387 \expandafter\hypersetup\expandafter{\pdfx@pdfX@opts@xetex}
1388 \else\ifluatex
1389 \expandafter\hypersetup\expandafter{\pdfx@pdfX@opts@luatex}
1390 \else
1391 \expandafter\hypersetup\expandafter{\pdfx@pdfX@opts@pdf tex}
1392 \fi\fi
1393 }{%
1394 \ifxetex
1395 \expandafter\RequirePackage\expandafter[\pdfx@pdfX@opts@xetex]{hyperref}
1396 \else\ifluatex
1397 \expandafter\RequirePackage\expandafter[\pdfx@pdfX@opts@luatex]{hyperref}
1398 \else
1399 \expandafter\RequirePackage\expandafter[\pdfx@pdfX@opts@pdf tex]{hyperref}
1400 \fi\fi
1401 }%
1402 \else
1403 \ifpdfx@e
1404 \@ifpackage loaded{hyperref}{%
1405 \ifxetex
1406 \expandafter\hypersetup\expandafter{\pdfx@pdfAE@opts@xetex}
1407 \else\ifluatex
1408 \expandafter\hypersetup\expandafter{\pdfx@pdfAE@opts@luatex}
1409 \else
```

Generation of PDF/X- and PDF/A-compliant PDFs with pdfTeX— pdfx.sty

C. V. Radhakrishnan, Hàn Thế Thành, Ross Moore and Peter Selinger

QUICK LINKS

- ▶ Introduction
- ▶ Usage
- ▶ Installing
- ▶ Multilingual and Technical Considerations
- ▶ Bibliography
- ▶ References
- ▶ Implementation
- ▶ Index
- ▶ Change History

```
1410 \expandafter\hypersetup\expandafter{\pdfx@pdfAE@opts@pdftex}
1411 \fi\fi
1412 }{%
1413 \ifxetex
1414 \expandafter\RequirePackage\expandafter[\pdfx@pdfAE@opts@xetex]{hyperref}
1415 \else\ifluatex
1416 \expandafter\RequirePackage\expandafter[\pdfx@pdfAE@opts@luatex]{hyperref}
1417 \else
1418 \expandafter\RequirePackage\expandafter[\pdfx@pdfAE@opts@pdftex]{hyperref}
1419 \fi\fi
1420 }%
1421 \else % generating PDF/A or ...
1422 \@ifpackageloaded{hyperref}{%
1423 \ifxetex
1424 \expandafter\hypersetup\expandafter{\pdfx@pdfAE@opts@xetex}%
1425 \else\ifluatex
1426 \expandafter\hypersetup\expandafter{\pdfx@pdfAE@opts@luatex}%
1427 \else
1428 \expandafter\hypersetup\expandafter{\pdfx@pdfAE@opts@pdftex}%
1429 \fi\fi
1430 }{%
1431 \ifxetex
1432 \expandafter\RequirePackage\expandafter[\pdfx@pdfAE@opts@xetex]{hyperref}
1433 \else\ifluatex
1434 \expandafter\RequirePackage\expandafter[\pdfx@pdfAE@opts@luatex]{hyperref}
1435 \else
1436 \expandafter\RequirePackage\expandafter[\pdfx@pdfAE@opts@pdftex]{hyperref}
1437 \fi\fi
1438 }%
1439 \fi\fi
1440 \hypersetup{pdfencoding=auto}% unicode
1441 \expandafter\ifx\cename KV@Hyp@psdextra\endcsname\relax\else
1442 \hypersetup{psdextra}
1443 \fi
1444
1445 %% hyperref doesn't set the minor version for XeTeX
1446 \ifxetex
1447 \special{pdf:minorversion \thepdfminorversion}
1448 \fi
1449
1450 \ifx\xmp@CreatorTool\@empty
1451 \edef\xmp@CreatorTool{\@pdfcreator}
1452 \fi
1453
1454 \newif\ifpdfx@cmyk
1455 \newif\ifpdfx@custom
1456 \ifpdfx@x % PDF/X normally needs a CMYK color profile for printing
1457 \global\pdfx@cmyktrue
1458 \fi
1459 %%-----
1460 %% ----- Color Profiles -----
1461 %% Define how to specify the profile, so the default
```

- ▶ Introduction
- ▶ Usage
- ▶ Installing
- ▶ Multilingual and Technical Considerations
- ▶ Bibliography
- ▶ References
- ▶ Implementation
- ▶ Index
- ▶ Change History

```
1462 %% can be over-ridden in the .xmpdata file.
1463 %%
1464 %% --- user-command --- RGB profile needed with PDF/A-??
1465 %% \setRGBcolorprofile{<filename>}{<identifier>}
1466 %% {<info string>}{<registry URL>}
1467 \def\setRGBcolorprofile{%
1468 \begingroup
1469 \catcode'\_ 11\relax\catcode'\& 11\relax\catcode'\~ 11\relax
1470 \catcode'\% 11\relax
1471 \edef\({\string\()\edef\){\string\}}%
1472 \pdfx@setrgbprofile}
1473 %%
1474 %% --- user-command --- CMYK profile needed with PDF/X-??
1475 %% \setCMYKcolorprofile{<filename>}{<output intent>}
1476 %% {<identifier>}{<registry URL>}
1477 \def\setCMYKcolorprofile{%
1478 \begingroup
1479 \catcode'\_ 11\relax\catcode'\& 11\relax\catcode'\~ 11\relax
1480 \catcode'\% 11\relax
1481 \edef\({\string\()\edef\){\string\}}%
1482 \pdfx@setcmykprofile}
1483 %%
1484 %% --- user-command --- DeviceGray profile needed with PDF/E-1
1485 %% \setGRAYcolorprofile{<filename>}{<output intent>}
1486 %% {<identifier>}{<registry URL>}
1487 \def\setGRAYcolorprofile{%
1488 \begingroup
1489 \catcode'\_ 11\relax\catcode'\& 11\relax\catcode'\~ 11\relax
1490 \catcode'\% 11\relax
1491 \edef\({\string\()\edef\){\string\}}%
1492 \pdfx@setgrayprofile}
1493 %%
1494 %% --- user-command --- External profile with PDF/X-4p and PDF/X-5pg
1495 %% \setEXTERNALprofile{<profilename>}{<output intent>}
1496 %% {<identifier>}{<registry URL>}{<color-space>}
1497 %% {<ICC Version>}{<provider URL>}{<extra info>}{<Check Sum>}
1498 \def\setEXTERNALprofile{%
1499 \begingroup
1500 \catcode'\_ 11\relax\catcode'\& 11\relax\catcode'\~ 11\relax
1501 \catcode'\% 11\relax
1502 \edef\({\string\()\edef\){\string\}}%
1503 \ifno@iccprofile
1504 \expandafter\pdfx@externalprofile
1505 \else
1506 \expandafter\pdfx@externalprofile@gobble
1507 \fi
1508 }
1509 %%
1510 %%
1511 \def\pdfx@setRGBcolorprofile#1{%
1512 \xdef\pdfx@RGBcolorprofile#1}%
1513 }
```

Generation of PDF/X- and PDF/A-compliant PDFs with pdfTeX— pdfx.sty

C. V. Radhakrishnan, Hàn Thế Thành, Ross Moore and Peter Selinger

QUICK LINKS

- ▶ Introduction
- ▶ Usage
- ▶ Installing
- ▶ Multilingual and Technical Considerations
- ▶ Bibliography
- ▶ References
- ▶ Implementation
- ▶ Index
- ▶ Change History

```
1514 \def\pdfx@setCMYKcolorprofiledir#1{%
1515   \xdef\pdfx@CMYKcolorprofiledir{#1}%
1516 }
1517 \pdfx@setRGBcolorprofiledir{}
1518 \pdfx@setCMYKcolorprofiledir{}
1519
1520 %% This does indeed work! Use it in .xmpdata files
1521 \providecommand{\MacOSColorDir}{/System/Library/ColorSync/Profiles/}
1522 \providecommand{\MacOSLibraryColorDir}{/Library/ColorSync/Profiles/}
1523 \providecommand{\AdobeMacOSDir}%
1524   {/Library/Application Support/Adobe/Color/Profiles/Recommended/}
1525 \edef\pdfx@tmp{C:\string\Windows\string\System32\string\Spool%
1526   \string\Drivers\string\Color\string/}
1527 \expandafter\providecommand\expandafter
1528   {\expandafter\WindowsColorDir\expandafter}\expandafter{\pdfx@tmp}
1529 %%\pdfx@setcolorprofiledir{\AdobeMacOSDir}
1530
1531 %% override that value using the following commands:
1532 \let\pdfxSetCMYKcolorProfileDir\pdfx@setCMYKcolorprofiledir
1533 \let\pdfxSetRGBcolorProfileDir\pdfx@setRGBcolorprofiledir
1534 %% for back-compatibility
1535 \let\pdfxSetColorProfileDir\pdfxSetCMYKcolorProfileDir
1536 %%
1537 \def\pdfx@setrgbprofile#1#2#3#4{%
1538   \xdef\pdfx@rgb@profile{\pdfx@RGBcolorprofiledir#1}% valid file path/name
1539   \xdef\pdfx@rgb@profilename{#1}% valid file name
1540   \gdef\pdfx@rgb@identifier{#2}%
1541   \gdef\pdfx@rgb@info{#3}%
1542   \pdfstringdef\pdfx@rgb@registry{#4}% valid URL
1543   \endgroup
1544   \global\pdfx@cmykfalse
1545 }% closes-off \setRGBcolorprofile
1546 %%
1547 \def\pdfx@setcmykprofile#1#2#3#4{%
1548   \xdef\pdfx@cmyk@profile{\pdfx@CMYKcolorprofiledir#1}% valid file path/name
1549   \xdef\pdfx@cmyk@profilename{#1}% valid file name
1550 %% \expandafter\gdef\expandafter\pdfx@cmyk@profile\expandafter
1551 %%   {\pdfx@colorprofiledir#1}% valid file name
1552   \gdef\pdfx@cmyk@intent{#2}%
1553 %% \pdfstringdef\pdfx@cmyk@intent{#2}% color intent
1554   \gdef\pdfx@cmyk@identifier{#3}%
1555 %% \pdfstringdef\pdfx@cmyk@identifier{#3}% text string identifier
1556   \gdef\pdfx@cmyk@registry{#4}%
1557 %% \pdfstringdef\pdfx@cmyk@registry{#4}% valid URL
1558   \endgroup
1559   \global\pdfx@cmyktrue
1560 }% closes-off \setcmykcolorprofile
1561 %%
1562 \def\setCUSTOMcolorprofile{%
1563   \begingroup
1564   \catcode'\_ 11\relax\catcode'\& 11\relax\catcode'\~ 11\relax
1565   \catcode'\% 11\relax
```

- ▶ Introduction
- ▶ Usage
- ▶ Installing
- ▶ Multilingual and Technical Considerations
- ▶ Bibliography
- ▶ References
- ▶ Implementation
- ▶ Index
- ▶ Change History

```
1566 \edef\{\string\}\edef\{\string\})%
1567 \pdfx@setcustomprofile
1568 }
1569 \def\pdfx@setcustomprofile#1#2#3#4#5#6#7#8{%
1570 \xdef\pdfx@customcolorprofiledir{#2}% valid directory location
1571 \xdef\pdfx@custom@profile{#1}% valid file name
1572 \gdef\pdfx@custom@identifier{#3}%
1573 \gdef\pdfx@custom@registry{#4}%
1574 \gdef\pdfx@custom@numcolors{#5}% num-colors specifier
1575 \gdef\pdfx@iccversion{#6}% Hex string for /ICCVersion < ... >
1576 \gdef\pdfx@custom@colornames{#7}%
1577 \gdef\pdfx@profile@checksum{#8}% Hex string for /Checksum < ... >
1578 \endgroup
1579 \global\pdfx@cmykfalse
1580 \global\pdfx@customtrue
1581 }% closes-off \pdfx@setcustomprofile
1582 %%
1583 \def\pdfx@setgrayprofile#1#2#3#4{%
1584 \gdef\pdfx@gray@profile{#1}% valid file name
1585 \gdef\pdfx@gray@intent{#2}%
1586 \gdef\pdfx@gray@identifier{#3}%
1587 \pdfstringdef\pdfx@gray@registry{#4}% valid URL
1588 \endgroup}% closes-off \setGRAYcolorprofile
1589 %%
1590 \def\pdfx@externalprofile#1#2#3#4#5#6#7#8#9{%
1591 \gdef\pdfx@extprofile{#1}% PDF string for /ProfileName
1592 \gdef\pdfx@cmyk@intent{#2}% PDF string for /OutputCondition
1593 \gdef\pdfx@cmyk@identifier{#3}% PDF string for /OutputConditionIdentifier
1594 \gdef\pdfx@cmyk@registry{#4}% {http://www.color.org}%
1595 \gdef\pdfx@profileCS{#5}% 4 bytes for /ProfileCS
1596 \gdef\pdfx@iccversion{#6}% Hex string for /ICCVersion < ... >
1597 \gdef\pdfx@colorURL{#7}% URL
1598 \gdef\pdfx@cmyk@info{#8}% for /Info
1599 \gdef\pdfx@profile@checksum{#9}% Hex string for /Checksum < ... >
1600 \endgroup}% closes-off \setEXTERNALprofile
1601 \def\pdfx@externalprofile@gobble#1#2#3#4#5#6#7#8#9{%
1602 \PackageError{pdfx}{Wrong option for using an External Color profile}%
1603 {Use one of the options: x-4p , x-4p08 , x-4p10 or x-5pg .}%
1604 \endgroup}
1605 %%
1606 %% default color profiles
1607
1608 {\catcode'\_ 12 \catcode'\& 12 \catcode'\~ 12
1609 \gdef\pdfx@xprofile@cmykdefault{coated_FOGRA39L_arg1.icc}
1610 \gdef\pdfx@aprofile@rgbdefault{sRGB_IEC61966-2-1_black_scaled.icc}
1611 \gdef\pdfx@eprofile@graydefault{Gray_linear.icc}
1612 \gdef\pdfx@pprofile@externaldefault{FOGRA39}
1613 }% end of \catcode
1614 \xdef\pdfx@rgb@profile{\pdfx@aprofile@rgbdefault}
1615 \xdef\pdfx@cmyk@profile{\pdfx@xprofile@cmykdefault}
1616 \xdef\pdfx@gray@profile{\pdfx@eprofile@graydefault}
1617 \xdef\pdfx@external@profile{\pdfx@pprofile@externaldefault}
```


QUICK LINKS

- ▶ Introduction
- ▶ Usage
- ▶ Installing
- ▶ Multilingual and Technical Considerations
- ▶ Bibliography
- ▶ References
- ▶ Implementation
- ▶ Index
- ▶ Change History

```
1618
1619 %%-----
1620 %% License for the file sRGB_IEC61966-2-1_black_scaled.icc :
1621 %%
1622 %% Copyright International Color Consortium, 2009 -- http://www.color.org/
1623 %%
1624 %% It is hereby acknowledged that the file "sRGB_IEC61966-2-1_black_scaled.icc"
1625 %% is provided "AS IS" WITH NO EXPRESS OR IMPLIED WARRANTY.
1626 %%
1627 %% Licensing
1628 %%
1629 %% This profile is made available by the International Color Consortium,
1630 %% and may be copied, distributed, embedded, made, used, and sold without
1631 %% restriction. Altered versions of this profile shall have the original
1632 %% identification and copyright information removed and shall not be
1633 %% misrepresented as the original profile.
1634 %%
1635 %% Terms of use
1636 %%
1637 %% To anyone who acknowledges that the file "sRGB_IEC61966-2-1_black_scaled.icc"
1638 %% is provided "AS IS" WITH NO EXPRESS OR IMPLIED WARRANTY, permission to use,
1639 %% copy and distribute these file for any purpose is hereby granted without fee,
1640 %% provided that the file is not changed including the ICC copyright notice tag,
1641 %% and that the name of ICC shall not be used in advertising or publicity
1642 %% pertaining to distribution of the software without specific, written prior
1643 %% permission. ICC makes no representations about the suitability of this
1644 %% software for any purpose.
1645 %%
1646 %%-----
1647
1648 \newif\ifpdfx@tryoldprofiles
1649
1650 %% The colorprofiles package was added to TeXLive in October 2018.
1651 %% It allows the default Color Profiles to be maintained independent
1652 %% of the pdfx package.
1653 %% In particular sRGB_IEC61966-2-1_black_scaled.icc is no longer
1654 %% distributed with TeXLive 2018 and later.
1655 %% Older versions still have this file.
1656 %%
1657 \IfFileExists{colorprofiles.tex}{%
1658   \RequirePackage{colorprofiles}[2018/11/01]%
1659   \ifx\colorpro@rgb@profile\relax
1660     \expandafter\pdfx@tryoldprofilestrue
1661   \else
1662     \begingroup %% \endgroup occurs within the macro expansion
1663     \pdfx@setrgbprofile{\colorpro@rgb@profile
1664       }\colorpro@rgb@identifier
1665       }\colorpro@rgb@info
1666       }\colorpro@rgb@registry
1667     }%
1668   \begingroup %% \endgroup occurs within the macro expansion
1669   \pdfx@setcmykprofile{\colorpro@cmyk@profile
```

QUICK LINKS

- ▶ Introduction
- ▶ Usage
- ▶ Installing
- ▶ Multilingual and Technical Considerations
- ▶ Bibliography
- ▶ References
- ▶ Implementation
- ▶ Index
- ▶ Change History

```
1670     }\colorpro@cmk@intent
1671     }\colorpro@cmk@identifier
1672     }\colorpro@cmk@registry
1673     }%
1674     \expandafter\pdfx@tryoldprofilesfalse
1675     \fi
1676 }{%
1677 \PackageWarning{pdfx}{%
1678   The 'colorprofiles' package is not installed correctly.^J
1679   File 'colorprofiles.tex' is missing. Proceeding without it.
1680 }%
1681 \pdfx@tryoldprofilestrue
1682 }
1683
1684 {\catcode'\ 14 \catcode'\% 12 \catcode'\_ 12 \catcode'\: 12
1685 \catcode'\. 12 \catcode'\- 12 \catcode'\ / 12
1686 \edef\@bchar{\expandafter\@gobble\string\}|
1687 \edef\({\string\}\edef\){\string\}}|
1688 \ifpdfx@tryoldprofiles
1689 || this will be used by TeXLive installations up to 2017.
1690 \begingroup | \endgroup occurs within the macro expansion
1691 \expandafter\pdfx@setrgbprofile\expandafter
1692 {sRGB_IEC61966-2-1_black_scaled.icc}|
1693 {sRGB_IEC61966-2-1_black_scaled}|
1694 {sRGB IEC61966 v2.1 with black scaling}|
1695 {http://www.color.org}|
1696 \begingroup | \endgroup occurs within the macro expansion
1697 \pdfx@setcmkprofile{coated_FOGRA39L_arg1.icc}| coated_FOGRA39L_arg1.icc
1698 {Coated FOGRA39}|
1699 {FOGRA39 \string\ (ISO Coated v2 300%\space \string\ (ECI\string\)\string\)}|
1700 {http://www.argyllcms.com/}|{http://www.color.org}|
1701 \fi || end of \ifpdfx@tryoldprofiles
1702 \begingroup | \endgroup occurs within the macro expansion
1703 \pdfx@setgrayprofile{Gray_linear.icc}|
1704 {}|
1705 {Custom}|
1706 {http://www.freedesktop.org/wiki/OpenIcc}|
1707 \ifno@iccprofile
1708 \begingroup | \endgroup occurs within the macro expansion
1709 \pdfx@externalprofile{Coated FOGRA39 \ (ISO 12647-2:2004\)}|
1710 {Offset commercial and specialty printing according to ISO 12647-2:2004 |
1711 / Amd 1, paper type 1 or 2 \ (gloss or matte coated offset, 115 g/m2\), |
1712 screen frequency 60/cm.}|
1713 {FOGRA39}{http://www.color.org}{CMYK}{02100000}{http://www.adobe.com}|
1714 {Coated FOGRA39 \ (ISO 12647-2:2004\)}{74FF62F330BF0DBE4495B5720542D511}|
1715 \fi
1716 }% end of \catcode
1717
1718 %%
1719 %%-----
1720 %% License for the file coated_FOGRA39L_arg1.icc :
1721 %%
```

- ▶ Introduction
- ▶ Usage
- ▶ Installing
- ▶ Multilingual and Technical Considerations
- ▶ Bibliography
- ▶ References
- ▶ Implementation
- ▶ Index
- ▶ Change History

```
1722 %% The zlib/libpng License
1723 %%
1724 %% Copyright (c) 2008 Kai-Uwe Behrmann
1725 %%
1726 %% This software is provided 'as-is', without any express or implied
1727 %% warranty. In no event will the authors be held liable for any damages
1728 %% arising from the use of this software.
1729 %%
1730 %% Permission is granted to anyone to use this software for any purpose,
1731 %% including commercial applications, and to alter it and redistribute
1732 %% it freely, subject to the following restrictions:
1733 %%
1734 %% 1. The origin of this software must not be misrepresented; you
1735 %% must not claim that you wrote the original software. If you use
1736 %% this software in a product, an acknowledgment in the product
1737 %% documentation would be appreciated but is not required.
1738 %%
1739 %% 2. Altered source versions must be plainly marked as such, and
1740 %% must not be misrepresented as being the original software.
1741 %%
1742 %% 3. This notice may not be removed or altered from any source
1743 %% distribution.
1744 %%-----
1745
1746 \newif\ifexternalICCprofiles
1747 \newif\ifpdfx@noXMPdata
1748
1749 \begingroup
1750 %% override unneeded color-profile specifier
1751 \ifpdfx@x
1752 \ifno@iccprofile % PDF/X-4p and PDF/X-5pg PDF/VT-2
1753 \begingroup
1754 \def\pdfx@extprofiles@store{AdobeExternalProfiles.tex}%
1755 \InputIfFileExists{\pdfx@extprofiles@store}%
1756 {\global\externalICCprofilestrue \catcode '\# 12\relax}%
1757 {\typeout{** pdfx: No file \pdfx@extprofiles@store\space
1758 found for PDF/X-4p or PDF/X-5pg}}%
1759 \endgroup
1760 \else
1761 \begingroup
1762 \def\pdfx@profiles@store{AdobeColorProfiles.tex}%
1763 \InputIfFileExists{\pdfx@profiles@store}%
1764 {\global\externalICCprofilesfalse \catcode '\# 12\relax}%
1765 {\typeout{** pdfx: No file \pdfx@profiles@store\space
1766 found for PDF/X variants}}%
1767 \endgroup
1768 %% \def\setRGBcolorprofile#1#2#3#4{%
1769 %% \PackageError{pdfx}{PDF/X requires a CMYK color profile}%
1770 %% {Just continue using the default CMYK profile.^^J}}%
1771 \fi
1772 \else
1773 %% load it, in case the macros are used in .xmpdata
```

QUICK LINKS

- ▶ Introduction
- ▶ Usage
- ▶ Installing
- ▶ Multilingual and Technical Considerations
- ▶ Bibliography
- ▶ References
- ▶ Implementation
- ▶ Index
- ▶ Change History

```
1774 \InputIfFileExists{AdobeColorProfiles.tex}{}{}%
1775 \ifpdfx@
1776 \else
1777 \def\setCMYKcolorprofile#1#2#3#4{%
1778 \def\setGRAYcolorprofile#1#2#3#4{%
1779 \fi\fi
1780 %%
1781 \ifluatex\else\ifxetex\else
1782 \inputencoding{8bit}%
1783 \fi\fi
1784 \makeatletter
1785 \pdfx@localcommands
1786 %% Do this in a box, so any stray characters don't get into TeX's lists.
1787 \setbox0\hbox{%
1788 \InputIfFileExists{\jobname.xmpdata}%
1789 {\typeout{** pdfx: Metadata file \jobname.xmpdata read successfully.}}%
1790 {\typeout{** pdfx: No file \jobname.xmpdata .
1791 Metadata will be incomplete!}}\aftergroup\pdfx@noXMPdatatrue}}
1792 \endgroup
1793 %% -----
1794
1795 \def\pdfx@LanguageSpec{}
1796 \def\pdfx@mainLanguage{en-US}% absolute default
1797 \def\pdfx@checkfor@sep#1#2\sep#3\pdfx@endparse{\def#1{#2}}
1798 \ifx\@empty\xmp@Language\else
1799 \expandafter\pdfx@checkfor@sep\expandafter\pdfx@mainLanguage\xmp@Language
1800 \sep\pdfx@endparse
1801 \fi
1802 \edef\pdfx@LanguageSpec{/Lang (\pdfx@mainLanguage)}
1803
1804 %% -----
1805 \begingroup
1806 \catcode'\_ 12 \catcode'\ " 12 \catcode'\ ' 12
1807 \catcode'\< 12 \catcode'\> 12 \catcode'\ / 12 \catcode'\ [ 12 \catcode'\ ] 12
1808 \edef\@pctchar{\expandafter\@gobble\string\}%
1809 \edef\@bchar{\expandafter\@gobble\string\ \ }
1810 \edef\@0{\string\0}
1811 \edef\@{\string\{ }
1812 \edef\@)\{\string\)}
1813 %%
1814 \def\pdfx@outcatalog@dict{%
1815 \pdfx@LanguageSpec
1816 /ViewerPreferences <</DisplayDocTitle true >>
1817 /OutputIntents \pdfx@outintents % needs appropriate expansion
1818 }%
1819 \ifpdfx@x % PDF/X needs a CMYK or RGB color profile for printing
1820 \ifno@iccprofile % PDF/X-4p and PDF/X-5pg
1821 %%
1822 %% URL and metadata for the desired external Color Profile
1823 %%
1824 \edef\pdfx@colorURL@dict{<</FS/URL/F(\pdfx@colorURL)>>}
1825 \def\pdfx@colorprofile@dict{<< %
```

- ▶ Introduction
- ▶ Usage
- ▶ Installing
- ▶ Multilingual and Technical Considerations
- ▶ Bibliography
- ▶ References
- ▶ Implementation
- ▶ Index
- ▶ Change History

```
1826     /Checksum <\pdfx@profile@checksum>^^J%
1827     /ICCVersion <\pdfx@iccversion>%
1828     /ProfileCS (\pdfx@profileCS)^^J%
1829     /ProfileName (\pdfx@extprofile)^^J%
1830     /URLs [\OBJ@URLs] >>
1831   }
1832 %% How to specify the PDF objects with different drivers
1833 \ifxetex
1834   \def\OBJ@URLs{ @colorURL }%
1835   \def\OBJ@ICC{ @colorprofile }%
1836   \immediate\special{pdf:obj \OBJ@URLs \pdfx@colorURL@dict }%
1837   \immediate\special{pdf:obj \OBJ@ICC \pdfx@colorprofile@dict }%
1838 \else % pdfTeX & LuaTeX
1839   \immediate\pdfobj{\pdfx@colorURL@dict}%
1840   \edef\OBJ@URLs{\the\pdflastobj\space 0 R}%
1841   \immediate\pdfobj{\pdfx@colorprofile@dict}%
1842   \edef\OBJ@ICC{\the\pdflastobj\space 0 R}%
1843 \fi
1844 %% Output Intent dictionary, with object reference
1845 \edef\pdfx@outintent@dict{%
1846   /Type/OutputIntent
1847   /S/GTS_PDFX^^J
1848   /OutputCondition (\pdfx@cmyk@intent)^^J
1849   /OutputConditionIdentifier (\pdfx@cmyk@identifier)^^J
1850   /Info(\pdfx@cmyk@intent)^^J
1851   /RegistryName(\pdfx@cmyk@registry)^^J
1852 %% extra dictionary required for PDF/X-4p and PDF/X-5pg
1853   /DestOutputProfileRef \OBJ@ICC
1854 }%
1855 %%
1856 \else % PDF/X-1 , PDF/X-1a , PDF/X-3 , PDF/X-4 , PDF/X-5g
1857 %%
1858 \ifpdfx@cmyk
1859   \IfFileExists{"\pdfx@cmyk@profile"}{%
1860     % embedded CMYK color profile
1861     %%
1862     %% Output Intent dictionary, with object reference
1863     \def\pdfx@outintent@dict{%
1864       /Type/OutputIntent
1865       /S/GTS_PDFX^^J
1866       /OutputCondition (\pdfx@cmyk@intent)^^J
1867       /OutputConditionIdentifier (\pdfx@cmyk@identifier)^^J
1868       /Info(\pdfx@cmyk@intent)^^J
1869       /RegistryName(\pdfx@cmyk@registry)
1870       /DestOutputProfile \OBJ@CMYK
1871     }%
1872     \def\pdfx@numcoords{/N 4}%
1873 %%
1874 \ifxetex
1875   \def\OBJ@CMYK{@colorprofile}%
1876   \immediate\special{%
1877     pdf:fstream \OBJ@CMYK (\pdfx@cmyk@profile) <<\pdfx@numcoords >>}%
```

- ▶ Introduction
- ▶ Usage
- ▶ Installing
- ▶ Multilingual and Technical Considerations
- ▶ Bibliography
- ▶ References
- ▶ Implementation
- ▶ Index
- ▶ Change History

```
1878 \else % pdfTeX
1879 \immediate\pdfobj stream attr{\pdfx@numcoords} file {\pdfx@cmky@profile}%
1880 \edef\OBJ@CMYK{\the\pdfxlastobj\space 0 R}%
1881 \fi
1882 \pdfcatalog{%
1883 \pdfx@LanguageSpec
1884 /OutputIntents [ <<
1885 /Type/OutputIntent
1886 /S/GTS_PDFX
1887 /OutputCondition (\pdfx@cmky@intent)%
1888 /OutputConditionIdentifier (\pdfx@cmky@identifier)%
1889 /Info(\pdfx@cmky@intent)%
1890 /RegistryName(\pdfx@cmky@registry)
1891 /DestOutputProfile \OBJ@CMYK
1892 >> ]}%
1893 }{%
1894 \PackageError{pdfx}{No color profile \pdfx@cmky@profilename\space found
1895 to use for CMYK printing colors.}%
1896 {Is this the correct directory: \pdfx@CMYKcolorprofiledir\space ?}%
1897 }% end of \IfFileExists for CMYK
1898 \else\ifpdfx@custom
1899 %% allow Custom profile with PDF/X-5n
1900 \IfFileExists{"\pdfx@customcolorprofiledir\pdfx@custom@profile"}{%
1901 %% embedded Custom color profile
1902 %%
1903 %% Output Intent dictionary, with object reference
1904 \def\pdfx@outintent@dict{%
1905 /Type/OutputIntent
1906 /S/GTS_PDFX^^J
1907 /OutputConditionIdentifier (Custom)^^J
1908 /OutputCondition (\pdfx@custom@identifier)^^J
1909 /Info(\pdfx@custom@profile)^^J
1910 /RegistryName(\pdfx@custom@registry)
1911 /Registry(\pdfx@custom@registry)
1912 /DestOutputProfileRef \OBJ@CustomDir
1913 }%
1914 \def\OBJ@CustomDir{<<
1915 \pdfx@numcoords^^J
1916 /URLs [ << /Type /Filespec ^^J/EF \OBJ@CustomFile^^J
1917 /F (\pdfx@custom@profile) /UF (\pdfx@custom@profile) >>]^^J
1918 >>}
1919 %% need more attributes:
1920 \def\pdfx@numcoords{%
1921 /Checksum <\pdfx@profile@checksum>^^J%
1922 /ICCVersion <\pdfx@iccversion>%
1923 /ProfileName (\pdfx@custom@profile)^^J%
1924 /ProfileCS (\pdfx@custom@numcolors)^^J%
1925 /ColorantTable [\pdfx@custom@colornames]
1926 }%
1927 \def\pdfx@custom@filespec{%
1928 /Type /EmbeddedFile >>^^J
1929 /Subtype (application/vnd.iccprofile )
```


- ▶ Introduction
- ▶ Usage
- ▶ Installing
- ▶ Multilingual and Technical Considerations
- ▶ Bibliography
- ▶ References
- ▶ Implementation
- ▶ Index
- ▶ Change History

```
1930 }%
1931 %%
1932 \ifxetex
1933   \def\OBJ@CustomFile{@colorprofile}%
1934   \immediate\special{pdf:fstream \OBJ@CustomFile
1935     (\pdfx@customcolorprofiledir\pdfx@custom@profile) <<\pdfx@custom@filespec >>}%
1936   \else % pdfTeX
1937     \immediate\pdfobj stream attr{\pdfx@custom@filespec} file %
1938       {\pdfx@customcolorprofiledir\pdfx@custom@profile}%
1939     \edef\OBJ@CustomFile{\the\pdflastobj\space 0 R}%
1940   \fi
1941   \pdfcatalog{%
1942     \pdfx@LanguageSpec
1943     /OutputIntents [ << \pdfx@outintent@dict >>] }%
1944 }{%
1945   \PackageError{pdfx}%
1946     {No color profile \pdfx@custom@profile\space found to use for Custom printing colors.}%
1947     {Is this the correct directory: \pdfx@customcolorprofiledir\space ?}%
1948 }% end of \IfFileExists for Custom
1949 \global\pdfx@cmyktrue % for TeX coloring
1950 %%
1951 \else % allow RGB profile with PDF/X ???
1952   \ifpdfx@noerr
1953     \PackageWarning{pdfx}{PDF/X normally requires a CMYK color profile.^J
1954       Assuming RGB profile is of type 'prtr' not 'mnr'.^J^J}%
1955   \else
1956     \PackageError{pdfx}{PDF/X normally requires a CMYK color profile.}%
1957     {To use RGB ensure profile is of type 'prtr' not 'mnr'.^J^J}%
1958   \fi
1959   % embedded RGB color profile
1960   %%
1961   %% Output Intent dictionary, with object reference
1962   \def\pdfx@outintent@dict{%
1963     /Type /OutputIntent
1964     /S/GTS_PDFX^J
1965     /OutputConditionIdentifier (\pdfx@rgb@identifier)^J
1966     /DestOutputProfile \OBJ@RGB^J
1967     /Info(\pdfx@rgb@info)^J
1968     /RegistryName(\pdfx@rgb@registry)
1969   }%
1970   \IfFileExists{"\pdfx@rgb@profile"}{%
1971     \def\pdfx@numcoords{/N 3 /Alternate/DeviceRGB}
1972     \ifxetex
1973       \immediate\special{%
1974         pdf:fstream @colorprofile (\pdfx@rgb@profile) << \pdfx@numcoords >>}
1975       \def\OBJ@RGB{@colorprofile}%
1976     \else
1977       \immediate\pdfobj stream attr{\pdfx@numcoords} file{\pdfx@rgb@profile}%
1978       \edef\OBJ@RGB{\the\pdflastobj\space 0 R}%
1979     \fi
1980     \edef\pdfx@outintent@dict{%
1981       /Type /OutputIntent
```

Generation of PDF/X- and PDF/A-compliant PDFs with pdfTeX— pdfx.sty

C. V. Radhakrishnan, Hàn Thế Thành, Ross Moore and Peter Selinger

QUICK LINKS

- ▶ Introduction
- ▶ Usage
- ▶ Installing
- ▶ Multilingual and Technical Considerations
- ▶ Bibliography
- ▶ References
- ▶ Implementation
- ▶ Index
- ▶ Change History

```
1982     /S/GTS_PDFX
1983     /OutputConditionIdentifier (\pdfx@rgb@identifier)%
1984     /DestOutputProfile \OBJ@RGB
1985     /Info(\pdfx@rgb@info)
1986     /RegistryName(\pdfx@rgb@registry)
1987   }%
1988   \ifxetex
1989     \def\OBJ@RGB{ @colorprofile }%
1990     \immediate\special{%
1991       pdf:fstream @colorprofile (\pdfx@rgb@profile) <<\pdfx@numcoords >>}
1992   \else %% pdfTeX or LuaTeX
1993     \immediate\pdfobj stream attr{\pdfx@numcoords} file{\pdfx@rgb@profile}%
1994     \edef\OBJ@RGB{\the\pdflastobj\space 0 R}%
1995     \fi
1996   }{%
1997     \PackageError{pdfx}%
1998     {No color profile \pdfx@rgb@profilename\space found to use for RGB screen colors.}%
1999     {Is this the correct directory: \pdfx@RGBcolorprofiledir\space ?}%
2000   }% end of \IfFileExists for RGB
2001   \fi % end of \ifpdfx@custom
2002   \fi % end of \ifpdfx@cmyk
2003   \fi % end of \ifnoiccprofile
2004 %% end of PDF/X
2005 \else
2006 %% PDF/A and PDF/E can specify a CMYK profile
2007 \expandafter\ifx\expandafter\relax\pdfx@rgb@profile\relax
2008 \global\pdfx@cmyktrue
2009 \IfFileExists{"\pdfx@cmyk@profile"}{%
2010   \def\pdfx@numcoords{/N 4}
2011   % embedded CMYK color profile
2012   \ifxetex
2013     \def\OBJ@CMYK{@colorprofile}%
2014     \special{pdf:fstream @colorprofile (\pdfx@cmyk@profile) <<\pdfx@numcoords >>}
2015   \else %% pdfTeX or LuaTeX
2016     \immediate\pdfobj stream attr{\pdfx@numcoords} file{\pdfx@cmyk@profile}%
2017     \edef\OBJ@CMYK{\the\pdflastobj\space 0 R}%
2018     \fi
2019   \edef\pdfx@outintent@dict{%
2020     /Type /OutputIntent
2021     \ifpdfx@e
2022     /S/ISO_PDFE1
2023   \else
2024     /S/GTS_PDFA1
2025   \fi
2026   /OutputCondition (\pdfx@cmyk@intent)% use this or /Info ?
2027   /OutputConditionIdentifier (\pdfx@cmyk@identifier)%
2028   /DestOutputProfile \OBJ@CMYK
2029   /Info(\pdfx@cmyk@intent)%
2030   /RegistryName(\pdfx@cmyk@registry)
2031 }%
2032 }{%
2033   \PackageError{pdfx}{No color profile \pdfx@cmyk@profilename\space found
```

- ▶ Introduction
- ▶ Usage
- ▶ Installing
- ▶ Multilingual and Technical Considerations
- ▶ Bibliography
- ▶ References
- ▶ Implementation
- ▶ Index
- ▶ Change History

```
2034     to use for CMYK printing colors.}%
2035     {Is this the correct directory: \pdfx@CMYKcolorprofiledir\space ?}%
2036 }% end of \IfFileExists for CMYK
2037 \else
2038 %% PDF/A and PDF/E usually need an RGB color profile for on-screen rendering
2039 \global\pdfx@cmykfalse
2040 \expandafter\IfFileExists\expandafter{\pdfx@rgb@profile}{%
2041   \def\pdfx@numcoords{/N 3 /Alternate/DeviceRGB}
2042   \ifxetex
2043     \def\OBJ@RGB{ @colorprofile }%
2044     \immediate\special{pdf:fstream @colorprofile (\pdfx@rgb@profile) <<\pdfx@numcoords >>}
2045   \else
2046     \immediate\pdfobj stream attr{\pdfx@numcoords} file{\pdfx@rgb@profile}%
2047     \edef\OBJ@RGB{\the\pdflastobj\space 0 R}%
2048   \fi
2049   \edef\pdfx@outintent@dict{%
2050     /Type /OutputIntent
2051     \ifpdfx@e
2052       /S/ISO_PDFE1
2053     \else
2054       /S/GTS_PDFA1
2055     \fi
2056     /OutputConditionIdentifier (\pdfx@rgb@identifier)%
2057     /DestOutputProfile \OBJ@RGB
2058     /Info(\pdfx@rgb@info)
2059     /RegistryName(\pdfx@rgb@registry)
2060   }%
2061 }{%
2062   \PackageError{pdfx}%
2063   {No color profile \pdfx@rgb@profilename\space found to use for RGB screen colors.}%
2064   {Is this the correct directory: \pdfx@RGBcolorprofiledir\space ?}%
2065 }% end of \IfFileExists for RGB
2066 \fi % end of ifx for PDF/A or PDF/E
2067 \fi % end of ifpdfx@x
2068 %%
2069 \expandafter\ifx\csname pdfx@outintent@dict\endcsname\relax
2070 \else
2071 %%
2072 %% build the OutputIntent array
2073 %%
2074 \ifxetex
2075   \def\pdfx@outintents{ @outintentsarray }%
2076   \def\pdfx@outintentref{ @outintent@dict }%
2077   \immediate\special{pdf:obj \pdfx@outintentref << \pdfx@outintent@dict >>}
2078   \immediate\special{pdf:obj \pdfx@outintents [ ]}%
2079   \immediate\special{pdf:put \pdfx@outintents \pdfx@outintentref }%
2080 \else
2081   \immediate\pdfobj{<<\pdfx@outintent@dict>>}%
2082   \edef\pdfx@outintents{[\the\pdflastobj\space 0 R]}%
2083 \fi
2084 %%
2085 %% make the Catalog entry, if not already done
```

- ▶ Introduction
- ▶ Usage
- ▶ Installing
- ▶ Multilingual and Technical Considerations
- ▶ Bibliography
- ▶ References
- ▶ Implementation
- ▶ Index
- ▶ Change History

```
2086 %%
2087 \ifx\pdfx@outcatalog@dict\relax
2088 \else
2089 \pdfcatalog{\pdfx@outcatalog@dict}%
2090 \fi
2091 \fi % end of OutputIntent array and Catalog entry
2092 \endgroup
2093
2094 %% -----
2095 %% Make a version of \xmp@Keywords and \xmp@Author where \sep has been
2096 %% replaced by a comma. The first is for the pdf:Keywords property,
2097 %% which accepts a comma-separated string of keywords, and seems to be
2098 %% mandatory for PDF/A-1 compliance. The second is for the dc:creator
2099 %% property. Although it is defined to be a sequence of authors, Adobe
2100 %% Acrobat will in fact ignore and delete all except the first author.
2101 %% Therefore, it's safer to always separate authors by commas.
2102
2103 \begingroup
2104 \let\pdfx@xmpunimarkup\relax
2105 \pdfx@xmpmarkup
2106 \ifluatex\else\ifxetex\else
2107 \inputencoding{8bit}%
2108 \fi\fi
2109 \makeatletter
2110 \IfFileExists{\pdfx@encodingfile}{%
2111 \def\cf@encoding{L8U}\fontencoding{L8U}%
2112 }{%
2113 \let\protect@typeset@protect
2114 \pdfx@xmpmarkup %% !!!! no longer needed
2115 %% \xdef\xmp@@Author{\xmp@Author}% no need to expand
2116 \global\let\xmp@@Author\xmp@Author
2117 \def\sep{;}% expand to replace \sep !!! no longer needed
2118 %% \xdef\xmp@@Copyright{\xmp@Copyright}%
2119 \global\let\xmp@@Copyright\xmp@Copyright
2120 %% \xdef\xmp@@Keywords{\xmp@Keywords}%
2121 %% \global\let\xmp@@Keywords\xmp@Keywords
2122 %% \global\let\xmp@Keywords\@empty %
2123 \global\let\xmp@@Keywords\@empty % don't use pdf:Keywords
2124 \endgroup
2125
2126 %% -----
2127 \def\xmp@convertDate{\pdfx@getYear}
2128 {\catcode'\D=12 \catcode'\:=12
2129 \gdef\pdfx@getYear D:#1#2#3#4{\edef\pdfx@xYear{#1#2#3#4}\pdfx@getMonth}
2130 }
2131 \def\pdfx@getMonth#1#2{\edef\pdfx@xMonth{#1#2}\pdfx@getDay}
2132 \def\pdfx@getDay#1#2{\edef\pdfx@xDay{#1#2}\pdfx@getHour}
2133 \def\pdfx@getHour#1#2{\edef\pdfx@xHour{#1#2}\pdfx@getMin}
2134 \def\pdfx@getMin#1#2{\edef\pdfx@xMin{#1#2}\pdfx@getSec}
2135 \def\pdfx@getSec#1#2{\edef\pdfx@xSec{#1#2}\pdfx@getTZh}
2136 \def\pdfx@getTZh{\futurelet\pdfx@next\pdfx@getTzh@branches}
2137
```

- ▶ Introduction
- ▶ Usage
- ▶ Installing
- ▶ Multilingual and Technical Considerations
- ▶ Bibliography
- ▶ References
- ▶ Implementation
- ▶ Index
- ▶ Change History

```
2138 {\catcode'\@=11 \catcode'\Z=12 \catcode'\+=12 \catcode'\-=12
2139 \gdef\pdfx@getTzh@branches{%
2140 \ifx\pdfx@next Z\let\pdfx@getTzbranch\pdfx@getTznozone
2141 \else\ifx\pdfx@next +\let\pdfx@getTzbranch\pdfx@getTzplus
2142 \else\ifx\pdfx@next -\let\pdfx@getTzbranch\pdfx@getTzminus
2143 \else\let\pdfx@getTzbranch\pdfx@getTzerror
2144 \fi\fi\fi \pdfx@getTzbranch }
2145
2146 \catcode'\@=12
2147 \gdef\pdfx@getTznozone Z#1\pdfx@getTzend{%
2148 \edef\pdfx@xTzh{+00}\edef\pdfx@xTzm{00}}
2149 \gdef\pdfx@getTzplus +#1'#2'#3\pdfx@getTzend{%
2150 \edef\pdfx@xTzh{+#1}\edef\pdfx@xTzm{#2}%
2151 \ifx\relax#2\relax\def\pdfx@xTzm{00}\fi}
2152 \gdef\pdfx@getTzminus -#1'#2'#3\pdfx@getTzend{%
2153 \edef\pdfx@xTzh{-#1}\edef\pdfx@xTzm{#2}%
2154 \ifx\relax#2\relax\def\pdfx@xTzm{00}\fi}
2155 %%
2156 %% How to support XeTeX here ?
2157 \expandafter\ifx\csname pdfcreationdate\endcsname\relax
2158 %% \xdef\pdfx@convDate{2016-04-01}% April fool!
2159 %% \xdef\xmp@convDate{2016-04-01}% April fool!
2160 \else
2161 \expandafter\expandafter\expandafter\xmp@convertDate\pdfcreationdate''\pdfx@getTzend
2162 \xdef\pdfx@convDate{\pdfx@xYear\pdfx@xMonth\pdfx@xDay\pdfx@xHour
2163 \pdfx@xMin\pdfx@xSec\pdfx@xTzh'\pdfx@xTzm'}%
2164 \xdef\xmp@convDate{\pdfx@xYear-\pdfx@xMonth-\pdfx@xDay
2165 T\pdfx@xHour:\pdfx@xMin:\pdfx@xSec\pdfx@xTzh:\pdfx@xTzm}%
2166 \fi
2167 }% end of \catcode
2168
2169 %% -----
2170 %% \pdfx@topdfstring\toka\tokb: Convert the string in \tokb to a format
2171 %% appropriate for PDF /Info strings, i.e., PDFDoc encoding or UTF-16
2172 %% encoding, and store the result in \toka As a special case, if \tokb
2173 %% is \@empty, set \toka to \@empty.
2174
2175 \def\pdfx@topdfstring#1#2{%
2176 \ifx#2\@empty
2177 \global\let#1\empty
2178 \else
2179 \begingroup
2180 \ifluatex\else\ifxetex\else
2181 \inputencoding{utf8}%
2182 \fi\fi
2183 \hypersetup{pdfencoding=auto}%
2184 \pdfstringdef#1{#2}%
2185 \endgroup
2186 \fi
2187 }
2188
2189 %% -----
```

Generation of PDF/X- and PDF/A-compliant PDFs with pdfTeX— pdfx.sty

C. V. Radhakrishnan, Hàn Thế Thành, Ross Moore and Peter Selinger

QUICK LINKS

- ▶ Introduction
- ▶ Usage
- ▶ Installing
- ▶ Multilingual and Technical Considerations
- ▶ Bibliography
- ▶ References
- ▶ Implementation
- ▶ Index
- ▶ Change History

```
2190 %% if high-bit characters are already encoded as active
2191 %% then \pdfstringdef probably changes their meaning
2192 %% so save these for later reversion.
2193 %%
2194 \newif\ifpdf@activechars
2195 {\ifnum\catcode^^c0 = 13\relax \aftergroup\pdf@activecharstrue\fi}%
2196 %%
2197 %% normally not used with XeTeX or LuaTeX
2198 %%
2199
2200 \ifpdf@activechars
2201 \global\let\pdfx@save@co ^^c0\relax
2202 \global\let\pdfx@save@ci ^^c1\relax
2203 \global\let\pdfx@save@cii ^^c2\relax
2204 \global\let\pdfx@save@ciii ^^c3\relax
2205 \global\let\pdfx@save@civ ^^c4\relax
2206 \global\let\pdfx@save@cv ^^c5\relax
2207 \global\let\pdfx@save@cvi ^^c6\relax
2208 \global\let\pdfx@save@cvii ^^c7\relax
2209 \global\let\pdfx@save@cviii ^^c8\relax
2210 \global\let\pdfx@save@cix ^^c9\relax
2211 \global\let\pdfx@save@ca ^^ca\relax
2212 \global\let\pdfx@save@cb ^^cb\relax
2213 \global\let\pdfx@save@cc ^^cc\relax
2214 \global\let\pdfx@save@cd ^^cd\relax
2215 \global\let\pdfx@save@ce ^^ce\relax
2216 \global\let\pdfx@save@cf ^^cf\relax
2217 \global\let\pdfx@save@do ^^d0\relax
2218 \global\let\pdfx@save@di ^^d1\relax
2219 \global\let\pdfx@save@di i ^^d2\relax
2220 \global\let\pdfx@save@di i i ^^d3\relax
2221 \global\let\pdfx@save@div ^^d4\relax
2222 \global\let\pdfx@save@dv ^^d5\relax
2223 \global\let\pdfx@save@dvi ^^d6\relax
2224 \global\let\pdfx@save@dvi i ^^d7\relax
2225 \global\let\pdfx@save@dvi i i ^^d8\relax
2226 \global\let\pdfx@save@dix ^^d9\relax
2227 \global\let\pdfx@save@da ^^da\relax
2228 \global\let\pdfx@save@db ^^db\relax
2229 \global\let\pdfx@save@dc ^^dc\relax
2230 \global\let\pdfx@save@dd ^^dd\relax
2231 \global\let\pdfx@save@de ^^de\relax
2232 \global\let\pdfx@save@df ^^df\relax
2233 \global\let\pdfx@save@eo ^^e0\relax
2234 \global\let\pdfx@save@ei ^^e1\relax
2235 \global\let\pdfx@save@eii ^^e2\relax
2236 \global\let\pdfx@save@eiii ^^e3\relax
2237 \global\let\pdfx@save@eiv ^^e4\relax
2238 \global\let\pdfx@save@ev ^^e5\relax
2239 \global\let\pdfx@save@evi ^^e6\relax
2240 \global\let\pdfx@save@evii ^^e7\relax
2241 \global\let\pdfx@save@eviii ^^e8\relax
```


Generation of PDF/X- and PDF/A-compliant PDFs with pdfT_EX— pdfx.sty

C. V. Radhakrishnan, Hàn Thế Thành, Ross Moore and Peter Selinger

QUICK LINKS

- ▶ Introduction
- ▶ Usage
- ▶ Installing
- ▶ Multilingual and Technical Considerations
- ▶ Bibliography
- ▶ References
- ▶ Implementation
- ▶ Index
- ▶ Change History

```
2242 \global\let\pdfx@save@eix ^^e9\relax
2243 \global\let\pdfx@save@ea ^^ea\relax
2244 \global\let\pdfx@save@eb ^^eb\relax
2245 \global\let\pdfx@save@ec ^^ec\relax
2246 \global\let\pdfx@save@ed ^^ed\relax
2247 \global\let\pdfx@save@ee ^^ee\relax
2248 \global\let\pdfx@save@ef ^^ef\relax
2249 \global\let\pdfx@save@fo ^^f0\relax
2250 \global\let\pdfx@save@fi ^^f1\relax
2251 \global\let\pdfx@save@fii ^^f2\relax
2252 \global\let\pdfx@save@fiii ^^f3\relax
2253 \fi
2254
2255 %% -----
2256 %% detect when \sep is used for multiple authors
2257 %% then suppress the /Author field in PDF /Info
2258 \newif\ifpdfx@sep@infield@
2259 \let\pdfx@endparse\relax
2260 \def\pdfx@parseforsep#1\sep#2\pdfx@endparse{%
2261 \pdfx@sep@infield@false
2262 \ifx\relax#2\relax\else\pdfx@sep@infield@true\fi
2263 }
2264
2265 \begingroup
2266 \let\CATCODE\catcode
2267 \let\ENDGROUP\endgroup
2268 \let\GDEF\gdef
2269 \CATCODE'\m 12 \CATCODE'\a 12 \CATCODE'\c 12 \CATCODE'\r 12 \CATCODE'\o 12
2270 \CATCODE'\: 12 \CATCODE'\- 12 \CATCODE'\> 12
2271 \GDEF\pdfx@DOSTRIP@MACRO macro:->#1\@{#1}%
2272 \ENDGROUP
2273 \def\pdfx@strip@macro#1{%
2274 \expandafter\edef\expandafter#1\expandafter{%
2275 \expandafter\pdfx@DOSTRIP@MACRO\meaning#1\@}%
2276 }
2277
2278 %% Convert the relevant XMP properties to PDF strings, expanding markup
2279 %% (such as \sep, \&, \copyright, etc) in an appropriate way.
2280 %% These PDF strings are actually not always necessary, but if supplied they
2281 %% must match exactly what is in the XMP version. This may be impossible
2282 %% if math symbols are used; e.g. Plane-1 alphanumerics.
2283 %% Generally, it is better to *not* provide PDF-info strings;
2284 %% instead just providing metadata through XMP.
2285 %% This is not always enough â?? a driver may add it by default!
2286 %%
2287 %% But some PDF readers don't support XMP, so it is nice to have
2288 %% /Info fields, when this can be done reliably.
2289 %%
2290 %% 2018-12-16: load package outside the grouping
2291 \RequirePackage{stringenc}%
2292 \begingroup
2293 \catcode'\| 0
```

Generation of PDF/X- and PDF/A-compliant PDFs with pdfTeX— pdfx.sty

C. V. Radhakrishnan, Hàn Thế Thành, Ross Moore and Peter Selinger

QUICK LINKS

- ▶ Introduction
- ▶ Usage
- ▶ Installing
- ▶ Multilingual and Technical Considerations
- ▶ Bibliography
- ▶ References
- ▶ Implementation
- ▶ Index
- ▶ Change History

```
2294 \catcode ‘\ 12
2295 |gdef |pdfx@parsebackslash#1{%
2296 |begingroup
2297 |def |pdfx@parsemacro{#1}%
2298 |def |pdfx@parseout{%}
2299 |expandafter |pdfx@doparsebackslash#1\|pdfx@endparse
2300 }
2301 |gdef |pdfx@doparsebackslash#1\#2|pdfx@endparse{%
2302 |edef |pdfx@parseout{|pdfx@parseout#1}%
2303 |ifx |relax#2|relax
2304 |let |next |pdfx@parseend
2305 |else
2306 |edef |pdfx@parseout{|pdfx@parseout \}%
2307 |def |next{|pdfx@doparsebackslash#2|pdfx@endparse}%
2308 |fi |next
2309 }
2310 |endgroup
2311 \def\pdfx@parseend{%
2312 \edef\next{\endgroup\def\expandafter\noexpand\pdfx@parsemacro{\pdfx@parseout}}%
2313 \next
2314 }%
2315 \begingroup
2316 %% \expandafter\ifx\csname pdf@escapehex\endcsname\relax
2317 %% \PackageWarning{pdfx}{%
2318 %% Missing an implementation of \string\pdf@escapehex ^^J
2319 %% Translated Metadata cannot be generated as PDF strings.^^J}%
2320 %% \def\pdfx@GeneratePdfString#1#2{%
2321 %% \def\pdfx@ConvertUTFtoBE#1#2{%
2322 %% \fi %%\else
2323 \gdef\pdfx@GeneratePdfString#1#2{%
2324 % converts a UTF-8 string to UTF-16be
2325 \StringEncodingConvert{#1}{#2}{utf8}{utf16be}%
2326 \edef\pdfx@tempii{#1}\relax
2327 \xdef#1{\string\376\string\377\pdfescapestring{\pdfx@tempii}}%
2328 }%
2329 \gdef\pdfx@ConvertUTFtoBE#1#2{%
2330 \setbox0=\hbox{% catch any rubbish escaping to the MVL
2331 \def\cf@encoding{L8U}\fontencoding{L8U}%
2332 \ifluatex
2333 %% \let\pdfescapestring\luaescapestring
2334 \else\ifxetex\else
2335 \inputencoding{8bit}%
2336 \fi\fi
2337 %% \pdfx@xmpmarkup %% don't want some things
2338 \pdfx@xmpunimarkup
2339 \let\backslash\textbackslash
2340 \edef\pdfx@temp{#2}% ensure XMP expands to UTF8
2341 \ifluatex
2342 \pdfx@parsebackslash\pdfx@temp
2343 \pdfstringdef{#1}{\pdfx@temp}%
2344 \else\ifxetex
2345 \pdfx@parsebackslash\pdfx@temp
```

Generation of PDF/X- and PDF/A-compliant PDFs with pdfT_EX— pdfx.sty

C. V. Radhakrishnan, Hàn Thế Thành, Ross Moore and Peter Selinger

QUICK LINKS

- ▶ Introduction
- ▶ Usage
- ▶ Installing
- ▶ Multilingual and Technical Considerations
- ▶ Bibliography
- ▶ References
- ▶ Implementation
- ▶ Index
- ▶ Change History

```
2346     \pdfstringdef{#1}{\pdfx@temp}%
2347     \else
2348     \pdfx@GeneratePdfString{#1}{\pdfx@temp}%
2349     \fi\fi
2350 }% end of \setbox
2351 }%
2352 %% \fi
2353 \pdfx@pdfmarkup
2354 \global\let\pdfx@pdfAuthor\@empty
2355 \global\let\pdfx@pdfTitle\@empty
2356 \global\let\pdfx@pdfSubject\@empty
2357 \global\let\pdfx@pdfKeywords\@empty
2358 \ifpdfx@nopdfinfo % transliterated strings present
2359 %% RRM: this may still work with parser macros ???
2360 \expandafter\ifx\expandafter\relax\xmp@Title\relax\else
2361 \pdfx@ConvertUTFtoBE{\pdfx@pdfTitle}{\xmp@Title}%
2362 \fi
2363 \expandafter\ifx\expandafter\relax\xmp@Subject\relax\else
2364 \pdfx@ConvertUTFtoBE{\pdfx@pdfSubject}{\xmp@Subject}%
2365 \fi
2366 \else %% pdfx@nopdfinfofalse
2367 \expandafter\ifx\expandafter\relax\xmp@Title\relax\else
2368 \ifluatex
2369 \pdfx@ConvertUTFtoBE\pdfx@pdfTitle\xmp@Title
2370 \else\ifxetex
2371 \pdfx@ConvertUTFtoBE\pdfx@pdfTitle\xmp@Title
2372 \else
2373 %% \pdfx@GeneratePdfString\pdfx@pdfTitle\xmp@Title % why does this fail ???
2374 \pdfx@ConvertUTFtoBE{\pdfx@pdfTitle}{\xmp@Title}% ??? RRM 2019-02-17
2375 \fi\fi
2376 \fi
2377 \expandafter\ifx\expandafter\relax\xmp@Subject\relax\else
2378 \ifluatex
2379 \pdfx@ConvertUTFtoBE\pdfx@pdfSubject\xmp@Subject
2380 \else\ifxetex
2381 \pdfx@ConvertUTFtoBE\pdfx@pdfSubject\xmp@Subject
2382 \else
2383 %% \pdfx@GeneratePdfString\pdfx@pdfSubject\xmp@Subject % why does this fail ???
2384 \pdfx@ConvertUTFtoBE{\pdfx@pdfSubject}{\xmp@Subject}% 2019-02-17
2385 \fi\fi
2386 \fi
2387 \fi % end of \ifpdfx@nopdfinfo
2388 \pdfx@topdfstring\pdfx@CreatorTool\xmp@CreatorTool
2389 \pdfx@topdfstring\pdfx@Producer\xmp@Producer
2390 %% \pdfescapestring needed
2391 %% \expandafter\ifx\csname pdfescapestring\endcsname\relax
2392 %% \else
2393 \expandafter\ifx\expandafter\relax\xmp@Author\relax
2394 \else
2395 %% check for multiple authors with parser macro
2396 \expandafter\pdfx@parseforsep\xmp@Author\sep\pdfx@endparse
2397 \ifpdfx@sep@infield@
```

Generation of PDF/X- and PDF/A-compliant PDFs with pdfT_EX— pdfx.sty

C. V. Radhakrishnan, Hàn Thế Thành, Ross Moore and Peter Selinger

QUICK LINKS

- ▶ Introduction
- ▶ Usage
- ▶ Installing
- ▶ Multilingual and Technical Considerations
- ▶ Bibliography
- ▶ References
- ▶ Implementation
- ▶ Index
- ▶ Change History

```
2398     \else
2399         \pdfx@ConvertUTFtoBE{\pdfx@pdfAuthor}{\xmp@Author}%
2400     \fi %% end of \ifpdfx@sep@infield@
2401 \fi %% end of \xmp@Author test
2402 \expandafter\ifx\expandafter\relax\xmp@Keywords\relax
2403 \else
2404 %% check for multiple keywords with parser macro
2405     \expandafter\pdfx@parseforsep\xmp@Keywords\sep\pdfx@endparse
2406     \ifpdfx@sep@infield@
2407     \else
2408         \pdfx@ConvertUTFtoBE{\pdfx@pdfKeywords}{\xmp@Keywords}%
2409     \fi %% end of \ifpdfx@sep@infield@
2410 \fi %% end of \xmp@Keywords test
2411 %%
2412 %% \fi %% end of \pdfescapestring test
2413 \endgroup
2414
2415 %% Affects CMap creation for certain fonts, according to glyph names
2416 %% How to support XeTeX here ?
2417 %% Maybe it's best to be using an updated mmap.sty ?
2418 \ifxetex
2419 \else
2420     \input glyphtounicode.tex
2421     \input glyphtounicode-cmr.tex
2422     \input glyphtounicode-ntx.tex
2423     \pdfgentounicode=1
2424 \fi
2425 \ifgrkLGRxmp
2426     \ifxetex\else
2427         \pdfglyphtounicode{internalchar2}{200D}%
2428 \fi \fi
2429
2430 %% patch to place accents *after* the base character, rather than before
2431 %% based on coding from mmap.sty by RRM
2432 \newif\ifPDFX@inaccent
2433 \let\LTX@add@accent\add@accent
2434 \def\PDFX@add@accent#1#2{%
2435     \hmode@bgroup
2436     \let \hmode@start@before@group \@firstofone
2437     \setbox\@tempboxa\hbox{\PDFX@inaccenttrue
2438         #2\global\mathchardef\accent@spacefactor\spacefactor}%
2439     #2\kern-\wd\@tempboxa
2440 %% \ifdim\ht\@tempboxa>1ex\relax
2441     \dimen@=\ht\@tempboxa\advance\dimen@-1ex\relax
2442 %%% reduce how much a nested accent is raised
2443     \ifPDFX@inaccent\advance\dimen@-.2ex\relax\fi
2444     \raise\dimen@\hbox to\wd\@tempboxa{\hss
2445         \accent#1{\vphantom{#2}}\hss}%
2446 %% \else
2447 %% \accent#1{\vphantom{#2}}
2448 %% \vrule width\z@ height\ht\@tempboxa depth\dp\@tempboxa}%
2449 %% \fi
```

QUICK LINKS

- ▶ Introduction
- ▶ Usage
- ▶ Installing
- ▶ Multilingual and Technical Considerations
- ▶ Bibliography
- ▶ References
- ▶ Implementation
- ▶ Index
- ▶ Change History

```
2450 \egroup
2451 \spacefactor\accent@spacefactor
2452 }
2453 %% same for named accents in math-mode
2454 \def\pdfx@mathaccentV#1#2#3#4#5{%
2455 #5{\mathsurround=\z@\relax
2456 \everymath{}}%
2457 \mathchoice
2458 {\setbox\z@\hbox{$\displaystyle #5$}\kern-\wd\z@}%
2459 {\setbox\z@\hbox{$\textstyle #5$}\kern-\wd\z@}%
2460 {\setbox\z@\hbox{$\scriptstyle #5$}\kern-\wd\z@}%
2461 {\setbox\z@\hbox{$\scriptscriptstyle #5$}\kern-\wd\z@}%
2462 }%
2463 \AMS@mathaccentV{#1}{#2}{#3}{#4}{\phantom{#5}}%
2464 }
2465 \AtBeginDocument{%
2466 \ifpackageloaded{amsmath}{%
2467 \let\AMS@mathaccentV\mathaccentV
2468 \let\mathaccentV\pdfx@mathaccentV}%
2469 }%
2470
2471 %% How to support XeTeX here ?
2472 %%%% adjust accent characters to the Unicode Combining variant %%%
2473 \def\PDFX@combiningchars@unicode{%
2474 \pdfglyphtounicode{grave}{0300}%
2475 \pdfglyphtounicode{acute}{0301}%
2476 \pdfglyphtounicode{circumflex}{0302}%
2477 \pdfglyphtounicode{tilde}{0303}%
2478 \pdfglyphtounicode{macron}{0304}%
2479 \pdfglyphtounicode{Macronsmall}{0304}%
2480 \pdfglyphtounicode{breve}{0306}%
2481 \pdfglyphtounicode{dotaccent}{0307}%
2482 \pdfglyphtounicode{Dotaccent}{0307}%
2483 \pdfglyphtounicode{Dotaccentsmall}{0307}%
2484 \pdfglyphtounicode{dieresis}{0308}%
2485 \pdfglyphtounicode{ogonek}{0309}%
2486 \pdfglyphtounicode{ring}{030A}%
2487 \pdfglyphtounicode{hungarumlaut}{030B}%
2488 \pdfglyphtounicode{caron}{030C}%
2489 \pdfglyphtounicode{cedilla}{0327}%
2490 \pdfglyphtounicode{commaaccent}{0326}% droid
2491 % tie accents in berenisadf lm stix and others
2492 \pdfglyphtounicode{tieaccentlowercase}{0311}%
2493 \pdfglyphtounicode{tieaccentcapital}{0361}%
2494 \pdfglyphtounicode{newtieaccentlowercase}{0311}%
2495 \pdfglyphtounicode{newtieaccentcapital}{0361}%
2496 % cm-unicode
2497 \pdfglyphtounicode{space_uni030D}{030D}%
2498 \pdfglyphtounicode{space_uni030E}{030E}%
2499 \pdfglyphtounicode{space_uni030F}{030F}%
2500 \pdfglyphtounicode{space_uni0311}{0311}%
2501 \pdfglyphtounicode{space_uni0321}{0321}%
```

Generation of PDF/X- and PDF/A-compliant PDFs with pdfT_EX— pdfx.sty

C. V. Radhakrishnan, Hàn Thế Thành, Ross Moore and Peter Selinger

QUICK LINKS

- ▶ Introduction
- ▶ Usage
- ▶ Installing
- ▶ Multilingual and Technical Considerations
- ▶ Bibliography
- ▶ References
- ▶ Implementation
- ▶ Index
- ▶ Change History

```
2502 \pdfglyphtounicode{space_uni0322}{0322}%
2503 \pdfglyphtounicode{space_uni032A}{032A}%
2504 \pdfglyphtounicode{space_uni032B}{032B}%
2505 \pdfglyphtounicode{space_uni0335}{0335}%
2506 \pdfglyphtounicode{space_uni0337}{0337}%
2507 \pdfglyphtounicode{space_uni033A}{033A}%
2508 \pdfglyphtounicode{space_uni033B}{033B}%
2509 \pdfglyphtounicode{space_uni033C}{033C}%
2510 \pdfglyphtounicode{space_uni034D}{034D}%
2511 }
2512
2513 \def\pdfx@check@accents{%
2514 \ifx\add@accent\LTX@add@accent
2515 \let\add@accent\PDFX@add@accent
2516 \else
2517 \expandafter\ifx\csname MT@orig@add@accent\endcsname\relax
2518 \@ifpackageloaded{mmap}{}{}%
2519 \pdfx@ErrorWarning{another package has patched \string\add@accent }%
2520 {Hit <return> to continue}{}{}%
2521 \else
2522 \expandafter\let\csname MT@orig@add@accent\endcsname\PDFX@add@accent
2523 \fi\fi
2524 \ifxetex
2525 \else
2526 \PDFX@combiningchars@unicode
2527 %% this is now handled by glyphtounicode-ntx.tex
2528 %% \@ifpackageloaded{newtxmath}{%
2529 %% \pdfglyphtounicode{vec}{20D7}%
2530 %% \pdfglyphtounicode{rvec}{20D6}%
2531 %% \pdfglyphtounicode{lvec}{20E1}%
2532 %% }{}%
2533 \fi % end of \ifxetex
2534 \let\pdfx@check@accents\unDefiNeD
2535 }
2536 \AtBeginDocument{\pdfx@check@accents}
2537
2538 %% suppress hyperlinks when generating PDF/X
2539 \def\pdfx@linkfile@pdfX#1#2#3{%
2540 \Hy@colorlink\@filecolor#1\Hy@xspace@end}
2541 \def\pdfx@linkstart@pdfX#1#2#3{%
2542 \Hy@colorlink\@linkcolor#3\endgroup\Hy@xspace@end}
2543 \def\pdfx@linkurl@pdfX#1#2{%
2544 \Hy@colorlink\@urlcolor#1\endgroup\Hy@xspace@end}
2545 \def\pdfx@StartlinkName@pdfX#1#2{%
2546 \def\pdfx@close@pdflink{\Hy@VerboseLinkStop\Hy@endcolorlink}%
2547 \def\pdfx@Acrobatmenu@noaction#1#2{#2}
2548
2549 \ifpdfx@
2550 \let\hyper@linkfile\pdfx@linkfile@pdfX
2551 \let\hyper@linkurl\pdfx@linkurl@pdfX
2552 \let\hyper@linkstart\pdfx@linkstart@pdfX
2553 \let\hyper@linkend\relax
```


Generation of PDF/X- and PDF/A-compliant PDFs with pdfTeX— pdfx.sty

C. V. Radhakrishnan, Hàn Thế Thành, Ross Moore and Peter Selinger

QUICK LINKS

- ▶ Introduction
- ▶ Usage
- ▶ Installing
- ▶ Multilingual and Technical Considerations
- ▶ Bibliography
- ▶ References
- ▶ Implementation
- ▶ Index
- ▶ Change History

```
2554 \let\Hy@StartlinkName\pdfx@StartlinkName@pdfX
2555 \let\close@pdflink\pdfx@close@pdflink
2556 \let\AcrobatMenu\pdfx@Acrobatmenu@noaction
2557 \Hy@bookmarksfalse
2558 %% {\def\sep{;}% should not be needed, but just in case
2559 \AtBeginDocument{%
2560 % cancel annotations and links
2561 %
2562 \def\PDF@FinishDoc{% ??? What uses this ???
2563 \begingroup
2564 \def\sep{;}% should not be needed, but just in case
2565 \pdfinfo{%
2566 \ifx\pdfx@pdfTitle\@empty\else /Title(\pdfx@pdfTitle)^J\fi
2567 \ifx\pdfx@pdfAuthor\@empty\else /Author(\pdfx@pdfAuthor)^J\fi
2568 \ifx\pdfx@pdfSubject\@empty\else /Subject(\pdfx@pdfSubject)^J\fi
2569 \ifx\pdfx@pdfKeywords\@empty\else /Keywords(\pdfx@pdfKeywords)^J\fi
2570 /Creator(\pdfx@CreatorTool)^J%
2571 \ifx\@pdfcreationdate\@empty
2572 /CreationDate(D:\pdfx@convDate)%
2573 \else
2574 \ifxetex\else
2575 /CreationDate(\@pdfcreationdate)%
2576 \fi\fi
2577 \ifx\@pdfmoddate\@empty
2578 /ModDate(D:\pdfx@convDate)%
2579 \else
2580 /ModDate(\@pdfmoddate)%
2581 \fi
2582 ^^J/Producer(\pdfx@Producer)%
2583 /Trapped/False^^J%
2584 \ifnum\xmp@Part=1
2585 /GTS_PDFXVersion(PDF/X-1\ifnum\xmp@ReleaseDate>2001
2586 \xmp@Conformance\fi:\xmp@ReleaseDate)%
2587 \else
2588 /GTS_PDFXVersion(PDF/X-\xmp@Part\xmp@Conformance
2589 \ifnum\xmp@Part< 4 :\xmp@ReleaseDate\fi)%
2590 \fi
2591 \ifnum\xmp@Part < 3
2592 /GTS_PDFXConformance(PDF/X-\xmp@Part\xmp@Conformance
2593 :\xmp@ReleaseDate)%
2594 \fi
2595 \ifpdfx@vt
2596 %% support for PDF/VT extensions of PDF/X-4 and PDF/X-5
2597 /GTS_PDFVTVersion(PDF/VT-\xmp@vtPart\xmp@vtConformance)%
2598 \fi
2599 }%% end of PDF/X info
2600 \endgroup %% end of scope for \sep
2601 }%% end of \PDF@FinishDoc
2602 }% end of \AtBeginDocument
2603 %% \pdfinfo{% order of these dictionary keys should not matter
2604 %% \ifx\pdfx@Author\@empty\else /Author(\pdfx@Author)\fi
2605 %% /CreationDate(D:\pdfx@convDate)%
```

- ▶ Introduction
- ▶ Usage
- ▶ Installing
- ▶ Multilingual and Technical Considerations
- ▶ Bibliography
- ▶ References
- ▶ Implementation
- ▶ Index
- ▶ Change History

```
2606 %% /Creator(\pdfx@CreatorTool)%
2607 %% \ifnum\xmp@Part=1
2608 %% /GTS_PDFXVersion(PDF/X-1\ifnum\xmp@ReleaseDate>2001
2609 %% \xmp@Conformance\fi:\xmp@ReleaseDate)%
2610 %% \else
2611 %% /GTS_PDFXVersion(PDF/X-\xmp@Part\xmp@Conformance
2612 %% \ifnum\xmp@Part< 4 :\xmp@ReleaseDate\fi)%
2613 %% \fi
2614 %% \ifnum\xmp@Part < 3
2615 %% /GTS_PDFXConformance(PDF/X-\xmp@Part\xmp@Conformance
2616 %% :\xmp@ReleaseDate)%
2617 %% \fi
2618 %%
2619 %% \ifpdfx@vt
2620 %%% support for PDF/VT extensions of PDF/X-4 and PDF/X-5
2621 %% /GTS_PDFVTVersion(PDF/VT-\xmp@vtPart\xmp@vtConformance)%
2622 %% \fi
2623 %% \ifx\pdfx@Keywords\@empty\else /Keywords(\pdfx@Keywords)\fi
2624 %% /ModDate(D:\pdfx@convDate)%
2625 %% /Producer(\pdfx@Producer)%
2626 %% \ifx\pdfx@Subject\@empty\else /Subject(\pdfx@Subject)\fi
2627 %% \ifx\pdfx@Title\@empty\else /Title(\pdfx@Title)\fi
2628 %% /Trapped/False%
2629 %% }% end of PDF/X info
2630 %% }% end of scope for \sep
2631 \else
2632 \ifpdfx@e %% PDF/E
2633 \AtBeginDocument{%
2634 \def\PDF@FinishDoc{% ??? What uses this ???
2635 \begingroup
2636 \def\sep{; }% should not be needed, but just in case
2637 \pdfinfo{%
2638 \ifx\pdfx@pdfTitle\@empty\else /Title(\pdfx@pdfTitle)^J\fi
2639 \ifx\pdfx@pdfAuthor\@empty\else /Author(\pdfx@pdfAuthor)^J\fi
2640 \ifx\pdfx@pdfSubject\@empty\else /Subject(\pdfx@pdfSubject)^J\fi
2641 \ifx\pdfx@pdfKeywords\@empty\else /Keywords(\pdfx@pdfKeywords)^J\fi
2642 /Creator(\pdfx@CreatorTool)^J%
2643 \ifx\pdfcreationdate\@empty
2644 /CreationDate(D:\pdfx@convDate)%
2645 \else
2646 \ifxetex\else
2647 /CreationDate(\@pdfcreationdate)%
2648 \fi\fi
2649 \ifx\@pdfmoddate\@empty
2650 /ModDate(D:\pdfx@convDate)%
2651 \else
2652 /ModDate(\@pdfmoddate)%
2653 \fi
2654 ^J/Producer(\pdfx@Producer)%
2655 /Trapped/False^J%
2656 /GTS_PDFEVersion(PDF/E-1\xmp@Conformance:\xmp@ReleaseDate)%
2657 }% end of PDF/E info
```

Generation of PDF/X- and PDF/A-compliant PDFs with pdfTeX— pdfx.sty

C. V. Radhakrishnan, Hàn Thế Thành, Ross Moore and Peter Selinger

QUICK LINKS

- ▶ Introduction
- ▶ Usage
- ▶ Installing
- ▶ Multilingual and Technical Considerations
- ▶ Bibliography
- ▶ References
- ▶ Implementation
- ▶ Index
- ▶ Change History

```
2658 \endgroup %% end of scope for \sep
2659 }% end of \PDF@FinishDoc
2660 }% end of \AtBeginDocument
2661 %% {\def\sep{;}% should not be needed, but just in case
2662 %% \pdfinfo{% order of these dictionary keys should not matter
2663 %% \ifx\pdfx@Title\@empty\else /Title(\pdfx@Title)\fi
2664 %% \ifx\pdfx@Author\@empty\else /Author(\pdfx@Author)\fi
2665 %% \ifx\pdfx@Subject\@empty\else /Subject(\pdfx@Subject)\fi
2666 %% \ifx\pdfx@Keywords\@empty\else /Keywords(\pdfx@Keywords)\fi
2667 %% \ifx\pdfx@Author\@empty\else /Author(\pdfx@Author)\fi
2668 %% /CreationDate(\pdfx@convDate)%
2669 %% /Creator(\pdfx@CreatorTool)%
2670 %% /GTS_PDFEVersion(PDF/E-1\xmp@Conformance:\xmp@ReleaseDate)%
2671 %% \ifx\pdfx@Keywords\@empty\else /Keywords(\pdfx@Keywords)\fi
2672 %% /ModDate(D:\pdfx@convDate)%
2673 %% /Producer(\pdfx@Producer)%
2674 %% \ifx\pdfx@Subject\@empty\else /Subject(\pdfx@Subject)\fi
2675 %% \ifx\pdfx@Title\@empty\else /Title(\pdfx@Title)\fi
2676 %% /Trapped/False%
2677 %% }% end of PDF/E info
2678 %% }% end of scope for \sep
2679 \else %% PDF/A
2680 \def\pdfx@confA{a}%
2681 \def\pdfx@confB{b}%
2682 \def\pdfx@confU{u}%
2683 \expandafter\def\expandafter\xmp@conf\expandafter
2684 {\csname pdfx@conf\xmp@Conformance\endcsname}%
2685 \AtBeginDocument{%
2686 \def\PDF@FinishDoc{% ??? What uses this ???
2687 \begingroup
2688 \def\sep{;}% should not be needed, but just in case
2689 \pdfinfo{%
2690 \ifx\pdfx@pdfTitle\@empty\else /Title(\pdfx@pdfTitle)^J\fi
2691 \ifx\pdfx@pdfAuthor\@empty\else /Author(\pdfx@pdfAuthor)^J\fi
2692 \ifx\pdfx@pdfSubject\@empty\else /Subject(\pdfx@pdfSubject)^J\fi
2693 \ifx\pdfx@pdfKeywords\@empty\else /Keywords(\pdfx@pdfKeywords)^J\fi
2694 /Creator(\pdfx@CreatorTool)^J%
2695 \ifx\@pdfcreationdate\@empty
2696 /CreationDate(D:\pdfx@convDate)%
2697 \else
2698 \ifxetex\else
2699 /CreationDate(\@pdfcreationdate)%
2700 \fi\fi
2701 \ifx\@pdfmoddate\@empty
2702 /ModDate(D:\pdfx@convDate)%
2703 \else
2704 /ModDate(\@pdfmoddate)%
2705 \fi
2706 ^J/Producer(\pdfx@Producer)%
2707 /Trapped/False^J%
2708 /GTS_PDFVersion (PDF/A-\xmp@Part\xmp@conf:\xmp@ReleaseDate)%
2709 }% end of PDF/A info
```

- ▶ Introduction
- ▶ Usage
- ▶ Installing
- ▶ Multilingual and Technical Considerations
- ▶ Bibliography
- ▶ References
- ▶ Implementation
- ▶ Index
- ▶ Change History

```
2710 \endgroup %% end of scope for \sep
2711 }% end of \PDF@FinishDoc
2712 }% end of \AtBeginDocument
2713 \fi\fi
2714
2715 %%-----
2716 %% 2018-12-16: xmpincl needs the ifthen package
2717 %% it should be loaded outside the grouping, else biblatex may barf
2718 %%
2719 \RequirePackage{ifthen}
2720 \begingroup
2721 %% override the \ifpdf check of xmpincl package, inside the grouping
2722 \pdftrue
2723 \RequirePackage{xmpincl}
2724 %% combine coding from xmpincl and hyperxml to support XeTeX
2725 \def\pdfx@xmpincl@xetex#1{%
2726 \IfFileExists{#1.xmp}{%
2727 \mcs@xmpincl@patchFile{#1}%
2728 \begingroup
2729 \special{pdf:fstream @pdfx@Metadata (#1.xmpi)
2730 <<
2731 /Type /Metadata
2732 /Subtype /XML
2733 >>
2734 }%
2735 \special{pdf:put @catalog
2736 <<
2737 /Metadata @pdfx@Metadata
2738 >>
2739 }%
2740 \endgroup
2741 }{%
2742 \newcommand{\mcs@xmpincl@filename}{#1.xmp}%
2743 \PackageError{xmpincl}%
2744 {The file \mcs@xmpincl@filename\space was not found}%
2745 {The file \mcs@xmpincl@filename\space The metadata file
2746 wasn't found.\MessageBreak Oops.}%
2747 }
2748 }
2749 \ifxetex
2750 \let\includexmp\pdfx@xmpincl@xetex
2751 \fi
2752
2753 %% macro provided by Leonardo E. Segovia on 2017-05-15
2754 %% <leonardo.segovia@cs.uns.edu.ar>
2755 \def\pdfx@xmpincl@luatex#1{%
2756 \IfFileExists{#1.xmp}{%
2757 \mcs@xmpincl@patchFile{#1}%
2758 \begingroup
2759 \pdfcompresslevel=0
2760 \immediate\pdfobj uncompressed stream attr {/Type /Metadata /Subtype /XML}
2761 file{#1.xmpi}%
```

Generation of PDF/X- and PDF/A-compliant PDFs with pdfTEX— pdfx.sty

C. V. Radhakrishnan, Hàn Thế Thành, Ross Moore and Peter Selinger

QUICK LINKS

- ▶ Introduction
- ▶ Usage
- ▶ Installing
- ▶ Multilingual and Technical Considerations
- ▶ Bibliography
- ▶ References
- ▶ Implementation
- ▶ Index
- ▶ Change History

```
2762 \pdfcatalog{%\pdfx@LanguageSpec
2763 /Metadata \the\pdflastobj\space 0 R}%
2764 \endgroup
2765 }{%
2766 \newcommand{\mcs@xmpincl@filename}{#1.xmp}%
2767 \PackageError{xmpincl}%
2768 {The file \mcs@xmpincl@filename\space was not found}%
2769 {The file \mcs@xmpincl@filename\space The metadata file
2770 wasn't found.\MessageBreak Oops.}%
2771 }
2772 }
2773 \ifluatex
2774 \let\includexmp\pdfx@xmpincl@luatex
2775 \fi
2776
2777 %%-----
2778 \begingroup
2779 \ifpdfx@x
2780 \ifpdfx@vt
2781 \def\xmp@template{pdfvt}%
2782 \else
2783 \def\xmp@template{pdfx}% formerly pdfx-1a
2784 \fi
2785 \else
2786 \ifpdfx@e
2787 \def\xmp@template{pdfe}%
2788 \else
2789 \def\xmp@template{pdfa}%
2790 \fi\fi
2791 \catcode'\=12 \catcode'\<=12 \catcode'\>=12 \catcode'\?=12
2792 \catcode'\=12 \catcode'\= 12 %% used within the template file
2793 %% patch commands from xmpincl.sty ...
2794 \def\pdfx@xmpinclStart{% supply byte-order marker
2795 <?xpacket begin='^^ef^^bb^^be' id='W5M0MpCehiHzreSzNTczkc9d' ?> %
2796 }%
2797 \def\pdfx@xmpinclStartAlt{% no byte-order marker
2798 <?xpacket begin='' id='W5M0MpCehiHzreSzNTczkc9d' ?> %
2799 }%
2800 \def\pdfx@xmpinclEnd{% allow XMP packet to be writable
2801 <?xpacket end='w'?> %
2802 }%
2803 \let\mcs@xmpinclStart\pdfx@xmpinclStart
2804 \let\mcs@xmpinclStartAlt\pdfx@xmpinclStartAlt
2805 \ifpdfx@noBOM % don't use the byte-order marker
2806 \let\mcs@xmpinclStart\pdfx@xmpinclStartAlt
2807 \fi
2808 \let\mcs@xmpinclEnd\pdfx@xmpinclEnd
2809 %% ... preventing their redefinition
2810 \def\newcommand#1#2{%
2811 %%
2812 %% \def\pdfx@endeval{%
2813 %% \noexpand \TE@setvaltrue \noexpand \else
```

Generation of PDF/X- and PDF/A-compliant PDFs with pdfT_EX—pdfx.sty

C. V. Radhakrishnan, Hàn Thế Thành, Ross Moore and Peter Selinger

QUICK LINKS

- ▶ Introduction
- ▶ Usage
- ▶ Installing
- ▶ Multilingual and Technical Considerations
- ▶ Bibliography
- ▶ References
- ▶ Implementation
- ▶ Index
- ▶ Change History

```
2814 %% \noexpand \TE@setvalfalse \noexpand \fi
2815 %% \noexpand \TE@negatefalse \noexpand \fi}%
2816 %% \let\TE@endeval\pdfx@endeval
2817 \ifluatex\else\ifxetex\else
2818 \inputencoding{8bit}%
2819 \fi\fi
2820 \makeatletter
2821 \def\cf@encoding{L8U}\fontencoding{L8U}%
2822 \providecommand{\ifnot@empty}[2]{\ifx#1@empty\relax\else#2\fi}%
2823 \pdfx@xmpmarkup
2824 \expandafter\global\expandafter
2825 \let\cename L8U-cmd\expandafter\endcename\cename U-cmd\endcename
2826 \def\cf@encoding{L8U}\fontencoding{L8U}%
2827 \providecommand{\ifnot@empty}[2]{\ifx#1@empty\relax\else#2\fi}%
2828 \obeyspaces%
2829 %% beware 128 space characters -- for padding end of XMP packet
2830 \gdef\paddingline{
2831 \typeout{Using XMP template file: \xmp@template.xmp}%
2832 \includexmp{\xmp@template}%
2833 \endgroup
2834
2835 %%
2836 %% revert active characters to previous encoding
2837 %%
2838 \ifpdf@activechars
2839 \global\let ^^c0\pdfx@save@co
2840 \global\let ^^c1\pdfx@save@ci
2841 \global\let ^^c2\pdfx@save@cii
2842 \global\let ^^c3\pdfx@save@ciii
2843 \global\let ^^c4\pdfx@save@civ
2844 \global\let ^^c5\pdfx@save@cv
2845 \global\let ^^c6\pdfx@save@cvi
2846 \global\let ^^c7\pdfx@save@cvii
2847 \global\let ^^c8\pdfx@save@cvi
2848 \global\let ^^c9\pdfx@save@cix
2849 \global\let ^^ca\pdfx@save@ca
2850 \global\let ^^cb\pdfx@save@cb
2851 \global\let ^^cc\pdfx@save@cc
2852 \global\let ^^cd\pdfx@save@cd
2853 \global\let ^^ce\pdfx@save@ce
2854 \global\let ^^cf\pdfx@save@cf
2855 \global\let ^^d0\pdfx@save@do
2856 \global\let ^^d1\pdfx@save@di
2857 \global\let ^^d2\pdfx@save@dii
2858 \global\let ^^d3\pdfx@save@diii
2859 \global\let ^^d4\pdfx@save@div
2860 \global\let ^^d5\pdfx@save@dv
2861 \global\let ^^d6\pdfx@save@dvi
2862 \global\let ^^d7\pdfx@save@dvii
2863 \global\let ^^d8\pdfx@save@dvi
2864 \global\let ^^d9\pdfx@save@dix
2865 \global\let ^^da\pdfx@save@da
```


Generation of PDF/X- and PDF/A-compliant PDFs with pdfT_EX— pdfx.sty

C. V. Radhakrishnan, Hàn Thế Thành, Ross Moore and Peter Selinger

QUICK LINKS

- ▶ Introduction
- ▶ Usage
- ▶ Installing
- ▶ Multilingual and Technical Considerations
- ▶ Bibliography
- ▶ References
- ▶ Implementation
- ▶ Index
- ▶ Change History

```
2866 \global\let ^^db\pdfx@save@db
2867 \global\let ^^dc\pdfx@save@dc
2868 \global\let ^^dd\pdfx@save@dd
2869 \global\let ^^de\pdfx@save@de
2870 \global\let ^^df\pdfx@save@df
2871 \global\let ^^e0\pdfx@save@eo
2872 \global\let ^^e1\pdfx@save@ei
2873 \global\let ^^e2\pdfx@save@eii
2874 \global\let ^^e3\pdfx@save@eiii
2875 \global\let ^^e4\pdfx@save@eiv
2876 \global\let ^^e5\pdfx@save@ev
2877 \global\let ^^e6\pdfx@save@evi
2878 \global\let ^^e7\pdfx@save@evii
2879 \global\let ^^e8\pdfx@save@eviii
2880 \global\let ^^e9\pdfx@save@eix
2881 \global\let ^^ea\pdfx@save@ea
2882 \global\let ^^eb\pdfx@save@eb
2883 \global\let ^^ec\pdfx@save@ec
2884 \global\let ^^ed\pdfx@save@ed
2885 \global\let ^^ee\pdfx@save@ee
2886 \global\let ^^ef\pdfx@save@ef
2887 \global\let ^^f0\pdfx@save@fo
2888 \global\let ^^f1\pdfx@save@fi
2889 \global\let ^^f2\pdfx@save@fii
2890 \global\let ^^f3\pdfx@save@fiii
2891 \fi
2892
2893 \endgroup
2894
2895 %%
2896 %% controls the color model and conversions with xcolor package
2897 %%
2898 \ifpdfx@cmypk
2899 %
2900 % this will have been done already for PDF/X
2901 %
2902 \PassOptionsToPackage{cmypk,hyperref}{xcolor}
2903 \def\pdfx@handlexcolor{\def\@mod{cmypk}\selectcolormodel{cmypk}%
2904 \convertcolorsUtrue\convertcolorsDtrue}
2905 \ifpdfx@x
2906 \else
2907 %% \AtBeginDocument{%
2908 %% \def\@linkcolor{0 1 1 0}%
2909 %% \def\@anchorcolor{0 0 0 1}%
2910 %% \def\@citecolor{1 0 1 0}%
2911 %% \def\@filecolor{.5 0 0 .5}%
2912 %% \def\@urlcolor{0 1 0 0}%
2913 %% \def\@menucolor{0 1 1 0}%
2914 %% \def\@runcolor{.5 0 0 .5}%
2915 %% \def\@linkbordercolor{0 1 1 0}%
2916 %% \def\@citebordercolor{1 0 1 0}%
2917 %% \def\@filebordercolor{.5 0 0 .5}%
```

Generation of PDF/X- and PDF/A-compliant PDFs with pdfTeX— pdfx.sty

C. V. Radhakrishnan, Hàn Thế Thành, Ross Moore and Peter Selinger

QUICK LINKS

- ▶ Introduction
- ▶ Usage
- ▶ Installing
- ▶ Multilingual and Technical Considerations
- ▶ Bibliography
- ▶ References
- ▶ Implementation
- ▶ Index
- ▶ Change History

```
2918 %% \def\urlbordercolor{1 0 0 0}%
2919 %% \def\@menubordercolor{0 1 1 0}%
2920 %% \def\@runbordercolor{.7 0 0 .3}%
2921 %% \def\Fld@bcolor{0 0 0 0}%
2922 %% \def\Fld@bordercolor{0 1 1 0}%
2923 %% }
2924 \fi
2925 \else
2926 \PassOptionsToPackage{rgb,hyperref}{xcolor}
2927 \def\pdfx@handlexcolor{\def\@mod{rgb}\selectcolormodel{rgb}%
2928 \convertcolorsUtrue\convertcolorsDtrue}
2929 \fi
2930 \@ifpackageloaded{xcolor}{\pdfx@handlexcolor
2931 \ifpdfx@cmky\else\color{black}\fi}{%
2932 \AtBeginDocument{\@ifpackageloaded{xcolor}{\pdfx@handlexcolor}}}{%
2933 }
2934
2935 %%-----
2936 %% Disable some actions in Beamer navigation
2937 \@ifclassloaded{beamer}{%
2938 \let\real@insertslidenavigationsymbol
2939 \insertslidenavigationsymbol
2940 \let\real@insertbackfindforwardnavigationsymbol
2941 \insertbackfindforwardnavigationsymbol
2942 \def\pdfx@insertslidenavigationsymbol{ {%
2943 \let\Acrobatmenu\pdfx@Acrobatmenu@noaction
2944 \real@insertslidenavigationsymbol
2945 }}%
2946 \def\pdfx@insertbackfindforwardnavigationsymbol{ {%
2947 \let\Acrobatmenu\pdfx@Acrobatmenu@noaction
2948 \real@insertbackfindforwardnavigationsymbol
2949 }}%
2950 \AtBeginDocument{%
2951 \ifHy@pdfa
2952 \let\insertslidenavigationsymbol
2953 \pdfx@insertslidenavigationsymbol
2954 \let\insertbackfindforwardnavigationsymbol
2955 \pdfx@insertbackfindforwardnavigationsymbol
2956 \fi}%
2957 }{ }
2958
2959 %%-----
2960 \ifpdfx@transliterated
2961 %% support for bookmarks with transliterated input
2962 \ifxetex\let\pdf@escapehex\empty\fi % don't need it
2963 \expandafter\ifx\curname pdf@escapehex\endcurname\relax
2964 \PackageWarning{pdfx}{%
2965 Missing an implementation of \string\pdf@escapehex ^^J
2966 Translated Bookmarks cannot be generated.^^J}%
2967 \newcommand{\pdfxBookmark}[4][ ][#2[#1]{#4}}%
2968 \else
2969 \def\pdfx@GeneratePdfString#1#2{%
```

Generation of PDF/X- and PDF/A-compliant PDFs with pdfT_EX— pdfx.sty

C. V. Radhakrishnan, Hàn Thế Thành, Ross Moore and Peter Selinger

QUICK LINKS

- ▶ Introduction
- ▶ Usage
- ▶ Installing
- ▶ Multilingual and Technical Considerations
- ▶ Bibliography
- ▶ References
- ▶ Implementation
- ▶ Index
- ▶ Change History

```
2970 % converts a UTF-8 string to UTF-16be
2971 \StringEncodingConvert{#1}{#2}{utf8}{utf16be}%
2972 \edef#1{\string\376\string\377\pdfescapestring{#1}}%
2973 }
2974 \newtoks\pdfx@DisabledCommands
2975 \def\pdfxDisableCommands#1{%
2976 \expandafter\pdfx@DisabledCommands
2977 \expandafter{\the\pdfx@DisabledCommands#1}}
2978 \pdfxDisableCommands{%
2979 \def\80{}% else \000\ ( --> \000\80\050 \000\000\050
2980 \aftergroup\let\aftergroup\HyPsd@ConvertToUnicode\aftergroup\@gobble}
2981 \let\Hy@@writetorep\@writetorep
2982 \def\pdfx@writetorep#1#2#3#4#5{%
2983 \begingroup
2984 \pdfx@xmpunimarkup
2985 \pdfx@prebookmark
2986 \edef\pdfstringdefPreHook{%\pdfstringdefPreHook
2987 \the\pdfx@DisabledCommands}%
2988 \Hy@@writetorep{#1}{#2}{#3}{#4}{#5}%
2989 \endgroup
2990 }
2991 \newcommand{\pdfxBookmark}[4][[]]{%
2992 \ifx\relax#3\relax
2993 \PackageError{pdfx}{Unknown macro \string#3.
2994 A proper bookmark cannot be created}%
2995 {Proceed to process the \string#1 as usual.}%
2996 #2{#4}%
2997 \else
2998 \ifluatex % use the utf8 directly
2999 \let\pdfx@temp#3\relax
3000 \def\pdfx@prebookmark{%
3001 \pdfx@DisabledCommands{}}%
3002 \let#3\pdfx@temp
3003 }%
3004 \else\ifxetex % use the utf8 directly
3005 \let\pdfx@temp#3\relax
3006 \def\pdfx@prebookmark{%
3007 \pdfx@DisabledCommands{}}%
3008 \let#3\pdfx@temp
3009 }%
3010 \else
3011 % convert the utf8 to utf16be
3012 \pdfxBookmarkString\pdfx@temp{#3}%
3013 \fi\fi
3014 \let\@@writetorep\pdfx@writetorep
3015 \ifx\empty#1\empty
3016 \def#3{#4}%
3017 #2{#3}%
3018 \else
3019 \def#3{#1}%
3020 #2[#3]{#4}%
3021 \fi
```

QUICK LINKS

- ▶ Introduction
- ▶ Usage
- ▶ Installing
- ▶ Multilingual and Technical Considerations
- ▶ Bibliography
- ▶ References
- ▶ Implementation
- ▶ Index
- ▶ Change History

```

3022 \let\@writetorep\Hy@writetorep
3023 \fi
3024 \ignorespaces
3025 }
3026 %% use as: \pdfxBookmark{\section}{\sectAtitle}{...}
3027 %% use as: \pdfxBookmark[<opt-title>]{\section}{\sectAtitle}{...}
3028 %% only needed by pdfTeX --- Lua-/XeTeX use the utf8 directly
3029 \def\pdfxBookmarkString#1#2{%
3030 \pdfx@GeneratePdfString#1{#2}%
3031 \def\pdfx@prebookmark{%
3032 \pdfxDisableCommands{\let#2#1}%
3033 }%
3034 }
3035 %% use as: \pdfxBookmarkString\PdfSectA\sectAtitle
3036 %% where \sectAtitle has been defined by e.g.
3037 %% \pdfxEnableCommands{\xdef\sectAtitle{\textLGR{...}}}
3038
3039 \fi % end of \ifx\pdf@escapehex\relax
3040 \fi % end of \ifpdfx@transliterated
3041
3042 %%-----
3043
3044 %% disable hyperref options,
3045 %% to prevent changes that will cause an incompatibility
3046 \Hy@DisableOption{pdfauthor}%
3047 \Hy@DisableOption{pdftitle}%
3048 \Hy@DisableOption{pdfsubject}%
3049 \Hy@DisableOption{pdfcreator}%
3050 \Hy@DisableOption{pdfcreationdate}%
3051 \Hy@DisableOption{pdfmoddate}%
3052 \Hy@DisableOption{pdfproducer}%
3053 \Hy@DisableOption{pdfkeywords}%
3054 %% once set correctly, don't let this change
3055 \Hy@DisableOption{pdfa}\let\Hy@pdfafalse\relax\let\Hy@pdfatruerelax
3056 \endinput
3057 %%
3058 %% End of file 'pdfx.sty'.

```

7. Index

Numbers written in *italic* refer to the page where the corresponding entry is described; numbers underlined> refer to the code line of the definition; numbers in **roman** refer to the code lines where the entry is used.

Symbols	
'	1009, 1023, 1243, 1252, 1806, 2791
"	625, 1050, 1251, 1806, 2792
#	576, 1068, 1756, 1764, 2301
\$	576
%	1020, 1070, 1160, 1470, 1480, 1490, 1501, 1565, 1684, 1808
&	575, 1028, 1038, 1067, 1079, 1165, 1171, 1469, 1479, 1489, 1500, 1564, 1608, 2279
'	1009, 1023, 1243, 1252, 1806, 2791
(1119, 1471, 1481, 1491, 1502, 1566, 1687, 1699, 1709, 1711, 1714, 1811, 2979
)	1471, 1481, 1491, 1502, 1566, 1687, 1699, 1709, 1711, 1714, 1812
+	1243, 2138
-	1251, 1685, 2138, 2270
.	1235, 1243, 1685

QUICK LINKS

- ▶ Introduction
- ▶ Usage
- ▶ Installing
- ▶ Multilingual and Technical Considerations
- ▶ Bibliography
- ▶ References
- ▶ Implementation
- ▶ Index
- ▶ Change History

<p> \backslash 1050, 1685, 1807 \backslash: .. 625, 1050, 1235, 1243, 1252, 1684, 2128, 2270 \backslash< 575, 1036, 1050, 1166, 1251, 1807, 2791 \backslash= 625, 1252, 2792 \backslash> .. 575, 1037, 1050, 1167, 1251, 1807, 2270, 2791 \backslash? 2791 \backslash@ 2138, 2271, 2275 \backslash@writetorep 2981, 3014, 3022 \backslash@amp 1067, 1074 \backslash@anchorcolor 2909 \backslash@bchar 1686, 1809 \backslash@citebordercolor 2916 \backslash@citecolor 2910 \backslash@filebordercolor 2917 \backslash@filecolor 2540, 2911 \backslash@hash 1068, 1074 \backslash@linkbordercolor 2915 \backslash@linkcolor 2542, 2908 \backslash@menubordercolor 2919 \backslash@menucolor 2913 \backslash@namedef 529–531 \backslash@ne 540 \backslash@pctchar 1808 \backslash@runbordercolor 2920 \backslash@runcolor 2914 \backslash@typeset@protect 2113 \backslash@unicode 1074–1078 \backslash@urlbordercolor 2918 \backslash@urlcolor 2544, 2912 \backslash[..... 1120, 1807 \backslash{ 1021, 1071, 1161 \backslash} 1022, 1072, 1162 \backslash] 1807 \backslash^ 575 \backslash_ 576, 1469, 1479, 1489, 1500, 1564, 1608, 1684, 1806 \backslash 1684, 2293, 2299 \backslash~ 576, 1469, 1479, 1489, 1500, 1564, 1608 </p> <p style="text-align: center;">Numbers</p> <p> \backslash0 1174–1176, 1810, 2146, 2979 \backslash1 1174, 1176 \backslash2 1174, 1176 \backslash3 1174, 1176, 2327, 2972 \backslash8 1175, 2979 \backslash9 1174 </p> <p> \backslash_ 1019, 1069, 1171 </p> <p style="text-align: center;">A</p> <p> \backslasha 2269 \backslashaccent 2445, 2447 \backslashaccent@spacefactor 2438, 2451 \backslashAcrobatMenu 2556 \backslashAcrobatmenu 2943, 2947 \backslashadd@accent 2433, 2514, 2515, 2519 </p>	<p> \backslashAdobeMacOSdir 1523, 1529 \backslashAdvisory 673, 987 \backslashaftergroup 1791, 2195, 2980 \backslashafterxmp@parse 580, 585, 586, 642, 646, 649, 653, 656, 660, 664, 668, 673, 677, 680, 685, 704, 724, 736, 756, 770, 784, 805, 827, 849, 870, 891, 912 \backslashAMS@mathaccentV 2463, 2467 \backslasharbxmptrue 247, 263 \backslasharmSCIXmptrue 249, 265 \backslasharmxmptrue 248, 249, 264 \backslashAtBeginDvi 481 \backslashAtEndOfPackage 548 \backslashAuthor 642, 959, 1006, 1026 \backslashAuthoritativeDomain 653, 998 </p> <p style="text-align: center;">B</p> <p> \backslashbackslash 1023, 1073, 1164, 2339 \backslashBaseURL 988 \backslashbegin 1236 </p> <p style="text-align: center;">C</p> <p> \backslashc 2269 \backslashCATCODE 2266, 2269, 2270 \backslashcatcodes 629 \backslashCertificateURL 993 \backslashcf@encoding 1173, 2111, 2331, 2821, 2826 \backslashclose@pdflink 2555 \backslashColor 1526 \backslashcolor 2931 \backslashcolorpro@cmky@identifier 1671 \backslashcolorpro@cmky@intent 1670 \backslashcolorpro@cmky@profile 1669 \backslashcolorpro@cmky@registry 1672 \backslashcolorpro@rgb@identifier 1664 \backslashcolorpro@rgb@info 1665 \backslashcolorpro@rgb@profile 1659, 1663 \backslashcolorpro@rgb@registry 1666 \backslashContributor 660, 984 \backslashconvertcolorsDtrue 2904, 2928 \backslashconvertcolorsUtrue 2904, 2928 \backslashCopyright 622, 623, 969 \backslashcopyright 1015, 1024, 1078, 1080, 1168, 1171, 2279 \backslashCopyrighted 972 \backslashCopyrightURL 970, 1001 \backslashCoverage 982 \backslashCoverDate 968 \backslashCoverDisplayDate 967 \backslashCreator 999 \backslashCreatorTool 963, 999 \backslashcyrKOIxmpttrue 242, 258 \backslashcyrxmptrue 241, 242, 257 </p> <p style="text-align: center;">D</p> <p> \backslashD 2128 \backslashDate 656, 985 \backslashDeclareFontEncoding@ 545, 551, 559 </p>
--	---

QUICK LINKS

- ▶ Introduction
- ▶ Usage
- ▶ Installing
- ▶ Multilingual and Technical Considerations
- ▶ Bibliography
- ▶ References
- ▶ Implementation
- ▶ Index
- ▶ Change History

<p><code>\DeclareFontEncoding@saved</code> 559</p> <p><code>\DeclareUnicodeCharacter</code> 546, 550, 558</p> <p><code>\devxmptrue</code> 250, 266</p> <p><code>\dimen</code> 457–464</p> <p><code>\dimen@</code> 2441, 2443, 2444</p> <p><code>\displaystyle</code> 2458</p> <p><code>\documentclass</code> 299</p> <p><code>\Doi</code> 973</p> <p><code>\dospecials</code> 1234</p> <p><code>\Drivers</code> 1526</p> <p style="text-align: center;">E</p> <p><code>\empty</code> 1104, 2177, 2962, 3015</p> <p><code>\ENDGROUP</code> 2267, 2272</p> <p><code>\everymath</code> 2456</p> <p><code>\EveryShipout</code> 483, 486</p> <p><code>\ExecuteOptions</code> 278</p> <p><code>\externalICCprofilesfalse</code> 1764</p> <p><code>\externalICCprofilestrue</code> 1756</p> <p style="text-align: center;">F</p> <p><code>\Firstpage</code> 977</p> <p><code>\Fld@bcolor</code> 2921</p> <p><code>\Fld@bordercolor</code> 2922</p> <p><code>\fontencoding</code> 2111, 2331, 2821, 2826</p> <p style="text-align: center;">G</p> <p><code>\GDEF</code> 2268, 2271</p> <p><code>\grkLGRxmptrue</code> 244, 260</p> <p><code>\grkxmptrue</code> 243, 244, 253, 259</p> <p style="text-align: center;">H</p> <p><code>\hbox</code> 1787, 2330, 2437, 2444, 2458–2461</p> <p><code>\hebHEBxmptrue</code> 246, 262</p> <p><code>\hebxmptrue</code> 245, 246, 261</p> <p><code>\hmode@bgroup</code> 2435</p> <p><code>\hmode@start@before@group</code> 2436</p> <p><code>\hss</code> 2444, 2445</p> <p><code>\Hy@@writetorep</code> 2981, 2988, 3022</p> <p><code>\Hy@bookmarksfalse</code> 2557</p> <p><code>\Hy@colorlink</code> 2540, 2542, 2544</p> <p><code>\Hy@endcolorlink</code> 2546</p> <p><code>\Hy@pdfafalse</code> 3055</p> <p><code>\Hy@pdfatruer</code> 3055</p> <p><code>\Hy@StartlinkName</code> 2554</p> <p><code>\Hy@VerboseLinkStop</code> 2546</p> <p><code>\Hy@xspace@end</code> 2540, 2542, 2544</p> <p><code>\hyper@linkend</code> 2553</p> <p><code>\hyper@linkfile</code> 2550</p> <p><code>\hyper@linkstart</code> 2552</p> <p><code>\hyper@linkurl</code> 2551</p> <p><code>\HyPsd@ConvertToUnicode</code> 2980</p> <p style="text-align: center;">I</p> <p><code>\Identifier</code> 677, 989</p> <p><code>\IeC</code> 1087, 1093</p> <p><code>\if</code> 282</p>	<p><code>\ifarbxmp</code> 229, 1134</p> <p><code>\ifarmSCIXmp</code> 231, 360, 367, 372</p> <p><code>\ifarmxmp</code> 230, 1135</p> <p><code>\ifcyrKOIXmp</code> 224, 358, 366</p> <p><code>\ifcyrxmp</code> 223</p> <p><code>\ifdefined</code> 1233</p> <p><code>\ifdevxmp</code> 232, 1136</p> <p><code>\ifdim</code> 2440</p> <p><code>\ifexternalICCprofiles</code> 1746</p> <p><code>\ifgrkLGRxmp</code> 226, 354, 364, 370, 2425</p> <p><code>\ifgrkxmp</code> 225, 1137</p> <p><code>\ifhebHEBxmp</code> 228, 356, 365, 371</p> <p><code>\ifhebxmp</code> 227, 1138</p> <p><code>\ifHy@pdfa</code> 1362, 2951</p> <p><code>\ifipaxmp</code> 236</p> <p><code>\iflatEXTxmp</code> 234</p> <p><code>\iflatLATxmp</code> 235, 352, 363, 1114</p> <p><code>\ifluatex</code> 399, 518, 1185, 1388, 1396, 1407, 1415, 1425, 1433, 1781, 2106, 2180, 2332, 2341, 2368, 2378, 2773, 2817, 2998</p> <p><code>\ifmathxmp</code> 237, 350, 1118</p> <p><code>\ifnoiccprofile</code> 18, 1503, 1707, 1752, 1820, 2003</p> <p><code>\ifpdf</code> 2721</p> <p><code>\ifpdf@activechars</code> 2194, 2200, 2838</p> <p><code>\ifpdfx@cmymk</code> 1454, 1858, 2002, 2898, 2931</p> <p><code>\ifpdfx@custom</code> 1455, 1898, 2001</p> <p><code>\ifpdfx@e</code> 15, 1403, 1775, 2021, 2051, 2632, 2786</p> <p><code>\ifpdfx@hluatex</code> 1339, 1343</p> <p><code>\ifpdfx@hyperrefloaded</code> 1356, 1374</p> <p><code>\ifPDFX@inaccent</code> 2432, 2443</p> <p><code>\ifpdfx@noBOM</code> 13, 2805</p> <p><code>\ifpdfx@noerr</code> 19, 37, 1253, 1952</p> <p><code>\ifpdfx@nopdfinfo</code> 349, 2358, 2387</p> <p><code>\ifpdfx@noXMPdata</code> 1747</p> <p><code>\ifpdfx@omitcharset</code> 20, 339</p> <p><code>\ifpdfx@pdfmark</code> 395</p> <p><code>\ifpdfx@sep@infield@</code> 2258, 2397, 2400, 2406, 2409</p> <p><code>\ifpdfx@transliterated</code> 369, 2960, 3040</p> <p><code>\ifpdfx@tryoldprofiles</code> 1648, 1688, 1701</p> <p><code>\ifpdfx@ua</code> 16, 281</p> <p><code>\ifpdfx@useactivespaces</code> 276, 577, 689, 1051, 1092, 1097, 1146</p> <p><code>\ifpdfx@vt</code> 17, 2595, 2619, 2780</p> <p><code>\ifpdfx@x</code> 14, 281, 322, 446, 1326, 1384, 1456, 1751, 1819, 2549, 2779, 2905</p> <p><code>\ifvnmxmp</code> 233</p> <p><code>\ifxetex</code> 378, 409, 465, 480, 499, 518, 1183, 1293, 1386, 1394, 1405, 1413, 1423, 1431, 1446, 1781, 1833, 1874, 1932, 1972, 1988, 2012, 2042, 2074, 2106, 2180, 2334, 2344, 2370, 2380, 2418, 2426, 2524, 2533, 2574, 2646, 2698, 2749, 2817, 2962, 3004</p> <p><code>\includexmp</code> 2750, 2774, 2832</p> <p><code>\inputencodingname</code> 549, 557, 561</p>
---	--

Generation of PDF/X- and PDF/A-compliant PDFs with pdfTeX— pdfx.sty

C. V. Radhakrishnan, Hàn Thế Thành, Ross Moore and Peter Selinger

QUICK LINKS

- ▶ Introduction
- ▶ Usage
- ▶ Installing
- ▶ Multilingual and Technical Considerations
- ▶ Bibliography
- ▶ References
- ▶ Implementation
- ▶ Index
- ▶ Change History

<p><code>\insertbackfindforwardnavigationsymbol</code> 2941, 2954</p> <p><code>\insertslidenavigationsymbol</code> 2939, 2952</p> <p><code>\ipaxmptrue</code> 252, 271</p> <p><code>\ISBN</code> 974</p> <p><code>\Issue</code> 966</p> <p style="text-align: center;">J</p> <p><code>\JournalNumber</code> 980</p> <p><code>\Journaltitle</code> 979</p> <p style="text-align: center;">K</p> <p><code>\Keywords</code> 646, 960, 1026</p> <p style="text-align: center;">L</p> <p><code>\Language</code> 649, 962</p> <p><code>\LastDeclaredEncoding</code> 544, 560</p> <p><code>\Lastpage</code> 976</p> <p><code>\latEXtmptrue</code> 239, 240, 252, 268</p> <p><code>\latLATXmptrue</code> 240, 269</p> <p><code>\liixu@enableIeC</code> 1092, 1102</p> <p><code>\liixu@enablenumberline</code> 1097, 1103</p> <p><code>\liixu@IeC</code> 1089, 1093</p> <p><code>\liixu@IeCi</code> 1089, 1090</p> <p><code>\liixu@IeCii</code> 1090, 1091</p> <p><code>\liixu@numberline</code> 1094, 1098</p> <p><code>\liixu@numberlinei</code> 1094, 1095</p> <p><code>\liixu@numberlineii</code> 1095, 1096</p> <p><code>\LIIXUcancelfontswitches</code> 1116</p> <p><code>\LIIXUmaparabicletters</code> 1134</p> <p><code>\LIIXUmaparmenianletters</code> 1135</p> <p><code>\LIIXUmapdevaccents</code> 1136</p> <p><code>\LIIXUmapgreekletters</code> 1137</p> <p><code>\LIIXUmaphebrewletters</code> 1138</p> <p><code>\LIIXUmapisomathgreek</code> 1122</p> <p><code>\LIIXUmaplatinchars</code> 1115</p> <p><code>\LIIXUmapmathaccents</code> 1121</p> <p><code>\LIIXUmapmathalphabets</code> 1132</p> <p><code>\LIIXUmapmatharrowsA</code> 1123</p> <p><code>\LIIXUmapmathoperatorsA</code> 1124</p> <p><code>\LIIXUmapmathoperatorsB</code> 1125</p> <p><code>\LIIXUmapmiscmathsymbolsA</code> 1126</p> <p><code>\LIIXUmapmiscmathsymbolsB</code> 1129</p> <p><code>\LIIXUmapsupparrowsA</code> 1127</p> <p><code>\LIIXUmapsupparrowsB</code> 1128</p> <p><code>\LIIXUmapsupmathoperators</code> 1130</p> <p><code>\LIIXUmapTeXnames</code> 1107</p> <p><code>\LIIXUmapunimathgreek</code> 1131</p> <p><code>\LIIXUscriptcommands</code> 1105</p> <p><code>\LIIXUtipacommands</code> 1106</p> <p><code>\LTX@add@accent</code> 2433, 2514</p> <p><code>\luaescapestring</code> 2333</p> <p><code>\luatexbanner</code> 426</p> <p style="text-align: center;">M</p> <p><code>\m</code> 2269</p> <p><code>\MacOSColordir</code> 1521</p>	<p><code>\MacOSLibraryColordir</code> 1522</p> <p><code>\mathaccentV</code> 2467, 2468</p> <p><code>\mathchardef</code> 2438</p> <p><code>\mathchoice</code> 2457</p> <p><code>\mathsurround</code> 2455</p> <p><code>\mathxmptrue</code> 253, 272</p> <p><code>\mcs@xmpincl@filename</code></p> <p> 2742, 2744, 2745, 2766, 2768, 2769</p> <p><code>\mcs@xmpincl@patchFile</code> 2727, 2757</p> <p><code>\mcs@xmpinclEnd</code> 2808</p> <p><code>\mcs@xmpinclStart</code> 2803, 2806</p> <p><code>\mcs@xmpinclStartAlt</code> 2804</p> <p><code>\mdfivesum</code> 415</p> <p><code>\MessageBreak</code> 2746, 2770</p> <p><code>\MMversionID</code> 994</p> <p style="text-align: center;">N</p> <p><code>\n</code> 1238</p> <p><code>\newcount</code> 30</p> <p><code>\newtoks</code> 1143, 1360, 2974</p> <p><code>\Nickname</code> 990</p> <p><code>\no@icccprofiletrue</code> 122, 131,</p> <p> 134, 143, 146, 155, 158, 167, 170, 200, 205</p> <p><code>\numberline</code> 1098, 1099</p> <p style="text-align: center;">O</p> <p><code>\o</code> 2269</p> <p><code>\OBJ@CMYK</code> 1870,</p> <p> 1875, 1877, 1880, 1891, 2013, 2017, 2028</p> <p><code>\OBJ@CustomDir</code> 1912, 1914</p> <p><code>\OBJ@CustomFile</code> 1916, 1933, 1934, 1939</p> <p><code>\OBJ@ICC</code> 1835, 1837, 1842, 1853</p> <p><code>\OBJ@RGB</code> 1966, 1975,</p> <p> 1978, 1984, 1989, 1994, 2043, 2047, 2057</p> <p><code>\OBJ@URLs</code> 1830, 1834, 1836, 1840</p> <p><code>\Org</code> 1000</p> <p><code>\Owner</code> 685, 992</p> <p style="text-align: center;">P</p> <p><code>\p@</code> 459, 463</p> <p><code>\PackageWarning</code></p> <p> 37, 1254, 1306, 1677, 1953, 2317, 2964</p> <p><code>\PackageWarningNoLine</code> 1335</p> <p><code>\paddingline</code> 2830</p> <p><code>\paperheight</code> 461</p> <p><code>\paperwidth</code> 457</p> <p><code>\PassOptionsToPackage</code> 1320, 1321, 2902, 2926</p> <p><code>\pdf@activecharstrue</code> 2195</p> <p><code>\pdf@compress@xetex</code> 385, 391, 392</p> <p><code>\pdf@escapehex</code> 2318, 2962, 2965, 3039</p> <p><code>\pdf@escapestring</code> 407</p> <p><code>\pdf@mdfivesum</code> 406</p> <p><code>\pdf@minorversion@xetex</code> 318, 319</p> <p><code>\pdfcompresslevel</code> 391, 2759</p> <p><code>\pdfescapestring</code></p> <p> 407, 2327, 2333, 2390, 2412, 2972</p>
--	---

Generation of PDF/X- and PDF/A-compliant PDFs with pdfTeX—pdfx.sty

C. V. Radhakrishnan, Hàn Thế Thành, Ross Moore and Peter Selinger

QUICK LINKS

- ▶ Introduction
- ▶ Usage
- ▶ Installing
- ▶ Multilingual and Technical Considerations
- ▶ Bibliography
- ▶ References
- ▶ Implementation
- ▶ Index
- ▶ Change History

<p><code>\pdfglyphtounicode</code> 2427, 2474–2490, 2492–2495, 2497–2510, 2529–2531</p> <p><code>\pdfomitcharset</code> 340, 344</p> <p><code>\pdfpagesattr</code> 387, 473, 488</p> <p><code>\PdfSectA</code> 3035</p> <p><code>\pdfstringdefPreHook</code> 2986</p> <p><code>\pdfsuppresswarningdupmap</code> 508, 510</p> <p><code>\pdftrue</code> 2722</p> <p><code>\pdfx@writetorep</code> 2982, 3014</p> <p><code>\pdfx@Acrobatmenu@noaction</code> 2547, 2556, 2943, 2947</p> <p><code>\pdfx@actives</code> 1032, 1039, 1066, 1159</p> <p><code>\PDFX@add@accent</code> 2434, 2515, 2522</p> <p><code>\pdfx@Advisory</code> 671, 987</p> <p><code>\pdfx@amp</code> 1033, 1040, 1075, 1079, 1165</p> <p><code>\pdfx@aprofile@rgbdefault</code> 1610, 1614</p> <p><code>\pdfx@Author</code> 640, 959, 2604, 2664, 2667</p> <p><code>\pdfx@AuthoritativeDomain</code> 652, 998</p> <p><code>\pdfx@backslash</code> 1163, 1164</p> <p><code>\pdfx@bannerstring</code> 431, 436</p> <p><code>\pdfx@catalog@xetex</code> 382, 389</p> <p><code>\pdfx@check@accents</code> 2513, 2534, 2536</p> <p><code>\pdfx@check@lang</code> 1052, 1054, 1060</p> <p><code>\pdfx@checkfor@sep</code> 1797, 1799</p> <p><code>\pdfx@close@pdflink</code> 2546, 2555</p> <p><code>\pdfx@cmyk@identifier</code> 1554, 1555, 1593, 1849, 1867, 1888, 2027</p> <p><code>\pdfx@cmyk@info</code> 1598</p> <p><code>\pdfx@cmyk@intent</code> 1552, 1553, 1592, 1848, 1850, 1866, 1868, 1887, 1889, 2026, 2029</p> <p><code>\pdfx@cmyk@profile</code> 1548, 1550, 1615, 1859, 1877, 1879, 2009, 2014, 2016</p> <p><code>\pdfx@cmyk@profilename</code> 1549, 1894, 2033</p> <p><code>\pdfx@cmyk@registry</code> 1556, 1557, 1594, 1851, 1869, 1890, 2030</p> <p><code>\pdfx@CMYKcolorprofiledir</code> 1515, 1548, 1896, 2035</p> <p><code>\pdfx@cmykfalse</code> 1544, 1579, 2039</p> <p><code>\pdfx@cmyktrue</code> 1457, 1559, 1949, 2008</p> <p><code>\pdfx@colorprofile@dict</code> 1825, 1837, 1841</p> <p><code>\pdfx@colorprofiledir</code> 1551</p> <p><code>\pdfx@colorURL</code> 1597, 1824</p> <p><code>\pdfx@colorURL@dict</code> 1824, 1836, 1839</p> <p><code>\PDFX@combiningchars@unicode</code> 2473, 2526</p> <p><code>\pdfx@confA</code> 2680</p> <p><code>\pdfx@confB</code> 2681</p> <p><code>\pdfx@confU</code> 2682</p> <p><code>\pdfx@Contributor</code> 658, 984</p> <p><code>\pdfx@convDate</code> 2158, 2162, 2572, 2578, 2605, 2624, 2644, 2650, 2668, 2672, 2696, 2702</p> <p><code>\pdfx@ConvertUTFtoBE</code> 2321, 2329, 2361, 2364, 2369, 2371, 2374, 2379, 2381, 2384, 2399, 2408</p> <p><code>\pdfx@Copyright</code> 930, 969</p> <p><code>\pdfx@Coverage</code> 935, 982</p> <p><code>\pdfx@CoverDisplayDate</code> 940, 967</p>	<p><code>\pdfx@CreatorTool</code> 2388, 2570, 2606, 2642, 2669, 2694</p> <p><code>\pdfx@custom@colornames</code> 1576, 1925</p> <p><code>\pdfx@custom@filespec</code> 1927, 1935, 1937</p> <p><code>\pdfx@custom@identifier</code> 1572, 1908</p> <p><code>\pdfx@custom@numcolors</code> 1574, 1924</p> <p><code>\pdfx@custom@profile</code> 1571, 1900, 1909, 1917, 1923, 1935, 1938, 1946</p> <p><code>\pdfx@custom@registry</code> 1573, 1910, 1911</p> <p><code>\pdfx@custom@colorprofiledir</code> 1570, 1900, 1935, 1938, 1947</p> <p><code>\pdfx@customtrue</code> 1580</p> <p><code>\pdfx@Date</code> 655, 985</p> <p><code>\pdfx@DeclareFontEncoding@</code> 545, 551</p> <p><code>\pdfx@DeclareUnicodeCharacter</code> 546, 550, 558</p> <p><code>\pdfx@DisabledCommands</code> 2974, 2976, 2977, 2987, 3001, 3007</p> <p><code>\pdfx@docinfo@xetex</code> 381, 388</p> <p><code>\pdfx@DOSTRIP@MACRO</code> 2271, 2275</p> <p><code>\pdfx@efalse</code> 15</p> <p><code>\pdfx@eightchars</code> 1275, 1284</p> <p><code>\pdfx@eightofnine</code> 1273, 1274</p> <p><code>\pdfx@EnableCommands</code> 1147, 1149</p> <p><code>\pdfx@encodingfile</code> 421, 554, 2110</p> <p><code>\pdfx@endeval</code> 2812, 2816</p> <p><code>\pdfx@endparse</code> 1797, 1800, 2259, 2260, 2396, 2405</p> <p><code>\pdfx@eprofile@graydefault</code> 1611, 1616</p> <p><code>\pdfx@ErrorWarning</code> 36, 43, 88, 105, 283, 2519</p> <p><code>\pdfx@ettrue</code> 176, 180</p> <p><code>\pdfx@everypage@xetex</code> 466, 482, 484</p> <p><code>\pdfx@external@profile</code> 1617</p> <p><code>\pdfx@externalprofile</code> 1504, 1590, 1709</p> <p><code>\pdfx@externalprofile@gobble</code> 1506, 1601</p> <p><code>\pdfx@extprofile</code> 1591, 1829</p> <p><code>\pdfx@extprofiles@store</code> 1754, 1755, 1757</p> <p><code>\pdfx@extraAdvisory</code> 673, 837</p> <p><code>\pdfx@extraAuthor</code> 642, 692</p> <p><code>\pdfx@extraAuthoritativeDomain</code> 653, 765</p> <p><code>\pdfx@extraContributor</code> 660, 744</p> <p><code>\pdfx@extraDate</code> 656, 779</p> <p><code>\pdfx@extraIdentifier</code> 677, 858</p> <p><code>\pdfx@extraKeywords</code> 646, 712</p> <p><code>\pdfx@extraLanguages</code> 649, 731</p> <p><code>\pdfx@extraOwner</code> 685, 900</p> <p><code>\pdfx@extraRelation</code> 664, 793</p> <p><code>\pdfx@extraThumbnails</code> 680, 879</p> <p><code>\pdfx@extraType</code> 668, 814</p> <p><code>\pdfx@ffourchars</code> 1277, 1285</p> <p><code>\pdfx@findUUID</code> 1272, 1298, 1301, 1313</p> <p><code>\pdfx@fouroffive</code> 1276, 1277</p> <p><code>\pdfx@GeneratePdfString</code> 2320, 2323, 2348, 2373, 2383, 2969, 3030</p> <p><code>\pdfx@getDay</code> 2131, 2132</p> <p><code>\pdfx@getHour</code> 2132, 2133</p> <p><code>\pdfx@getMin</code> 2133, 2134</p> <p><code>\pdfx@getMonth</code> 2129, 2131</p> <p><code>\pdfx@getSec</code> 2134, 2135</p>
--	--

Generation of PDF/X- and PDF/A-compliant PDFs with pdfTeX—pdfx.sty

C. V. Radhakrishnan, Hàn Thế Thành, Ross Moore and Peter Selinger

QUICK LINKS

- ▶ Introduction
- ▶ Usage
- ▶ Installing
- ▶ Multilingual and Technical Considerations
- ▶ Bibliography
- ▶ References
- ▶ Implementation
- ▶ Index
- ▶ Change History

<code>\pdfx@getTzbranch</code>	2140–2144	<code>\pdfx@nopdfinfotrue</code>	350, 352, 354, 356, 358, 360
<code>\pdfx@getTzend</code>	2147, 2149, 2152, 2161	<code>\pdfx@noXMPdatatrue</code>	1791
<code>\pdfx@getTzerror</code>	2143	<code>\pdfx@numcoords</code>	1872, 1877, 1879, 1915, 1920, 1971, 1974, 1977, 1991, 1993, 2010, 2014, 2016, 2041, 2044, 2046
<code>\pdfx@getTZh</code>	2135, 2136	<code>\pdfx@omitcharsetfalse</code>	50, 57, 60
<code>\pdfx@getTZh@branches</code>	2136, 2139	<code>\pdfx@omitcharsettrue</code>	49, 63, 66, 69, 72, 75, 78
<code>\pdfx@getTZminus</code>	2142, 2152	<code>\pdfx@outcatalog@dict</code>	1814, 2087, 2089
<code>\pdfx@getTznozone</code>	2140, 2147	<code>\pdfx@outintent@dict</code>	1845, 1863, 1904, 1943, 1962, 1980, 2019, 2049, 2077, 2081
<code>\pdfx@getTzplus</code>	2141, 2149	<code>\pdfx@outintentsref</code>	2076, 2077, 2079
<code>\pdfx@getYear</code>	2127, 2129	<code>\pdfx@outintents</code>	1817, 2075, 2078, 2079, 2082
<code>\pdfx@gray@identifier</code>	1586	<code>\pdfx@Owner</code>	683, 992
<code>\pdfx@gray@intent</code>	1585	<code>\pdfx@pageattr@xetex</code>	380, 482, 484
<code>\pdfx@gray@profile</code>	1584, 1616	<code>\pdfx@pages@xetex</code>	379, 387
<code>\pdfx@gray@registry</code>	1587	<code>\pdfx@parsebackslash</code>	2342, 2345
<code>\pdfx@gt</code>	1033, 1042, 1077, 1167	<code>\pdfx@parseend</code>	2311
<code>\pdfx@handlecolor</code>	2903, 2927, 2930, 2932	<code>\pdfx@parseforsep</code>	2260, 2396, 2405
<code>\pdfx@hluatexfalse</code>	1340	<code>\pdfx@parsemacro</code>	2312
<code>\pdfx@hluatextrue</code>	1340	<code>\pdfx@parseout</code>	2312
<code>\pdfx@hyperrefloadedtrue</code>	1357	<code>\pdfx@pdfAE@opts@luatex</code> 1365, 1370, 1379, 1408, 1416, 1426, 1434
<code>\pdfx@iccversion</code>	1575, 1596, 1827, 1922	<code>\pdfx@pdfAE@opts@pdfmark</code>	1366, 1371, 1380
<code>\pdfx@Identifier</code>	675, 989	<code>\pdfx@pdfAE@opts@pdftex</code> 1363, 1368, 1377, 1410, 1418, 1428, 1436
<code>\PDFX@inaccenttrue</code>	2437	<code>\pdfx@pdfAE@opts@xetex</code> 1364, 1369, 1378, 1406, 1414, 1424, 1432
<code>\pdfx@inputencodingname</code>	548, 549, 557	<code>\pdfx@pdfAuthor</code>	2354, 2399, 2567, 2639, 2691
<code>\pdfx@insert@sep</code>	689, 690, 697, 702, 717, 722, 735, 749, 754, 769, 783, 798, 803, 820, 825, 842, 847, 863, 868, 884, 889, 905, 910	<code>\pdfx@pdfKeywords</code>	2357, 2408, 2569, 2641, 2693
<code>\pdfx@insertbackfindforwardnavigationsymbol</code>	2946, 2955	<code>\pdfx@pdfmarkup</code>	1158, 2353
<code>\pdfx@insertslidenavigationsymbol</code>	2942, 2953	<code>\pdfx@pdfSubject</code>	2356, 2364, 2379, 2381, 2383, 2384, 2568, 2640, 2692
<code>\pdfx@JournalTitle</code>	943, 979	<code>\pdfx@pdfTitle</code>	2355, 2361, 2369, 2371, 2373, 2374, 2566, 2638, 2690
<code>\pdfx@Keywords</code>	644, 960, 2623, 2666, 2671	<code>\pdfx@pdfX@opts@luatex</code>	1352, 1389, 1397
<code>\pdfx@Language</code>	648, 962	<code>\pdfx@pdfX@opts@pdftex</code>	1346, 1391, 1399
<code>\pdfx@LanguageSpec</code> 1795, 1802, 1815, 1883, 1942, 2762	<code>\pdfx@pdfX@opts@xetex</code>	1349, 1387, 1395
<code>\pdfx@LastDeclaredEncoding</code>	544, 560	<code>\pdfx@pprofile@externaldefault</code>	1612, 1617
<code>\pdfx@Laststring</code>	1282, 1288	<code>\pdfx@prebookmark</code>	2985, 3000, 3006, 3031
<code>\pdfx@linkfile@pdfX</code>	2539, 2550	<code>\pdfx@Producer</code> 924, 964, 2389, 2582, 2625, 2654, 2673, 2706
<code>\pdfx@linkstart@pdfX</code>	2541, 2552	<code>\pdfx@profile@checksum</code>	1577, 1599, 1826, 1921
<code>\pdfx@linkurl@pdfX</code>	2543, 2551	<code>\pdfx@profileCS</code>	1595, 1828
<code>\pdfx@localcommands</code>	957, 1785	<code>\pdfx@profiles@store</code>	1762, 1763, 1765
<code>\pdfx@lt</code>	1033, 1041, 1076, 1166	<code>\pdfx@PublicationType</code>	953, 978
<code>\pdfx@luatest</code>	1343, 1353, 1365, 1370, 1379	<code>\pdfx@Publisher</code>	927, 981
<code>\pdfx@mainLanguage</code>	1796, 1799, 1802	<code>\pdfx@Relation</code>	662, 986
<code>\pdfx@mapline@xetex</code>	383, 384, 390	<code>\pdfx@restoreencoding</code>	536, 548
<code>\pdfx@mathaccentV</code>	2454, 2468	<code>\pdfx@rgb@identifier</code>	1540, 1965, 1983, 2056
<code>\pdfx@mdfivesum</code>	406, 412, 415, 418, 1272, 1292	<code>\pdfx@rgb@info</code>	1541, 1967, 1985, 2058
<code>\pdfx@minorversion</code>	30, 33, 87, 94, 97, 100, 104, 111, 114, 117, 121, 124, 127, 130, 133, 136, 139, 142, 145, 148, 151, 154, 157, 160, 163, 166, 169, 172, 198, 203, 208, 211–216, 294, 298, 303, 306	<code>\pdfx@rgb@profile</code>	1538, 1614, 1970, 1974, 1977, 1991, 1993, 2007, 2040, 2044, 2046
<code>\pdfx@mwidth</code>	458, 467–469, 474–477	<code>\pdfx@rgb@profilename</code>	1539, 1998, 2063
<code>\pdfx@next</code>	2136, 2140–2142	<code>\pdfx@rgb@registry</code>	1542, 1968, 1986, 2059
<code>\pdfx@Nickname</code>	990	<code>\pdfx@RGBcolorprofiledir</code>	1512, 1538, 1999, 2064
<code>\pdfx@noBOMfalse</code>	13, 220	<code>\pdfx@save@ca</code>	2211, 2849
<code>\pdfx@noBOMtrue</code>	219	<code>\pdfx@save@cb</code>	2212, 2850
<code>\pdfx@noerrtrue</code>	22		

Generation of PDF/X- and PDF/A-compliant PDFs with pdfT_EX— pdfx.sty

C. V. Radhakrishnan, Hàn Thế Thành, Ross Moore and Peter Selinger

QUICK LINKS

- ▶ Introduction
- ▶ Usage
- ▶ Installing
- ▶ Multilingual and Technical Considerations
- ▶ Bibliography
- ▶ References
- ▶ Implementation
- ▶ Index
- ▶ Change History

<code>\pdfx@save@cc</code>	2213, 2851	<code>\pdfx@setcolorprofiledir</code>	1529
<code>\pdfx@save@cd</code>	2214, 2852	<code>\pdfx@setcustomprofile</code>	1567, 1569, 1581
<code>\pdfx@save@ce</code>	2215, 2853	<code>\pdfx@setgrayprofile</code>	1492, 1583, 1703
<code>\pdfx@save@cf</code>	2216, 2854	<code>\pdfx@setRGBcolorprofiledir</code> ..	1511, 1517, 1533
<code>\pdfx@save@ci</code>	2202, 2840	<code>\pdfx@setrgbprofile</code> ...	1472, 1537, 1663, 1691
<code>\pdfx@save@cii</code>	2203, 2841	<code>\pdfx@sffourchars</code>	1279, 1286
<code>\pdfx@save@ciii</code>	2204, 2842	<code>\pdfx@sffouroffive</code>	1278, 1279
<code>\pdfx@save@civ</code>	2205, 2843	<code>\pdfx@StartlinkName@pdfX</code>	2545, 2554
<code>\pdfx@save@cix</code>	2210, 2848	<code>\pdfx@strip@macro</code>	2273
<code>\pdfx@save@co</code>	2201, 2839	<code>\pdfx@Subject</code>	921, 961, 2626, 2665, 2674
<code>\pdfx@save@cv</code>	2206, 2844	<code>\pdfx@temp</code>	2340, 2342, 2343, 2345, 2346, 2348, 2999, 3002, 3005, 3008, 3012
<code>\pdfx@save@cvi</code>	2207, 2845	<code>\pdfx@tempii</code>	2326, 2327
<code>\pdfx@save@cvii</code>	2208, 2846	<code>\pdfx@testbannerstr</code>	433, 436
<code>\pdfx@save@cviii</code>	2209, 2847	<code>\pdfx@tfourchars</code>	1281, 1287
<code>\pdfx@save@da</code>	2227, 2865	<code>\pdfx@tfouroffive</code>	1280, 1281
<code>\pdfx@save@db</code>	2228, 2866	<code>\pdfx@theight</code>	464, 470, 478
<code>\pdfx@save@dc</code>	2229, 2867	<code>\pdfx@Thumbnails</code>	679, 991
<code>\pdfx@save@dd</code>	2230, 2868	<code>\pdfx@Title</code>	633, 958, 2627, 2663, 2675
<code>\pdfx@save@de</code>	2231, 2869	<code>\pdfx@tmp</code>	1525, 1528
<code>\pdfx@save@df</code>	2232, 2870	<code>\pdfx@tmpstring</code>	1272, 1273
<code>\pdfx@save@di</code>	2218, 2856	<code>\pdfx@tmptoks</code>	1360, 1361, 1375, 1382
<code>\pdfx@save@dii</code>	2219, 2857	<code>\pdfx@topdfstring</code>	2170, 2175, 2388, 2389
<code>\pdfx@save@diii</code>	2220, 2858	<code>\pdfx@transliteratedtrue</code>	370–372
<code>\pdfx@save@div</code>	2221, 2859	<code>\pdfx@tryoldprofilesfalse</code>	1674
<code>\pdfx@save@dix</code>	2226, 2864	<code>\pdfx@tryoldprofilestrue</code>	1660, 1681
<code>\pdfx@save@do</code>	2217, 2855	<code>\pdfx@twidth</code>	460, 470, 478
<code>\pdfx@save@dv</code>	2222, 2860	<code>\pdfx@Type</code>	666, 995
<code>\pdfx@save@dvi</code>	2223, 2861	<code>\pdfx@uafalse</code>	16
<code>\pdfx@save@dvi</code>	2224, 2862	<code>\pdfx@uatrue</code>	187, 189
<code>\pdfx@save@dvi</code>	2225, 2863	<code>\pdfx@useactivespacesfalse</code>	273
<code>\pdfx@save@ea</code>	2243, 2881	<code>\pdfx@useactivespacestrue</code>	273, 363–367
<code>\pdfx@save@eb</code>	2244, 2882	<code>\pdfx@uuid</code>	1284, 1299, 1302, 1314
<code>\pdfx@save@ec</code>	2245, 2883	<code>\pdfx@vtfalse</code>	17
<code>\pdfx@save@ed</code>	2246, 2884	<code>\pdfx@vttrue</code>	194, 199, 204
<code>\pdfx@save@ee</code>	2247, 2885	<code>\pdfx@xDay</code>	2132, 2162, 2164
<code>\pdfx@save@ef</code>	2248, 2886	<code>\pdfx@xfalse</code>	14, 55, 58, 61, 64, 67, 70, 73, 76, 176, 180
<code>\pdfx@save@ei</code>	2234, 2872	<code>\pdfx@xHour</code>	2133, 2162, 2165
<code>\pdfx@save@eii</code>	2235, 2873	<code>\pdfx@xMin</code>	2134, 2163, 2165
<code>\pdfx@save@eiii</code>	2236, 2874	<code>\pdfx@xMonth</code>	2131, 2162, 2164
<code>\pdfx@save@eiv</code>	2237, 2875	<code>\pdfx@xmp@checklang</code>	626, 630
<code>\pdfx@save@eix</code>	2242, 2880	<code>\pdfx@xmp@strictlang</code>	628, 631
<code>\pdfx@save@eo</code>	2233, 2871	<code>\pdfx@xmpincl@luatex</code>	2755, 2774
<code>\pdfx@save@ev</code>	2238, 2876	<code>\pdfx@xmpincl@xetex</code>	2725, 2750
<code>\pdfx@save@evi</code>	2239, 2877	<code>\pdfx@xmpinclEnd</code>	2800, 2808
<code>\pdfx@save@evii</code>	2240, 2878	<code>\pdfx@xmpinclStart</code>	2794, 2803
<code>\pdfx@save@eviii</code>	2241, 2879	<code>\pdfx@xmpinclStartAlt</code>	2797, 2804, 2806
<code>\pdfx@save@efi</code>	2250, 2888	<code>\pdfx@xmpmarkup</code> ..	1065, 2105, 2114, 2337, 2823
<code>\pdfx@save@efii</code>	2251, 2889	<code>\pdfx@xmpunimarkup</code>	1082, 1101, 1177, 2104, 2338, 2984
<code>\pdfx@save@efiii</code>	2252, 2890	<code>\pdfx@xprofile@cmkydefault</code>	1609, 1615
<code>\pdfx@save@fo</code>	2249, 2887	<code>\pdfx@xSec</code>	2135, 2163, 2165
<code>\pdfx@sep</code>	1052, 1054, 1081, 1170	<code>\pdfx@xtrue</code>	85, 92, 95, 98, 101, 109, 112, 115, 119, 122, 125, 128, 131, 134, 137, 140, 143, 146, 149, 152, 155, 158, 161, 164, 167, 170, 194, 199, 204
<code>\pdfx@sep@infield@false</code>	2261		
<code>\pdfx@sep@infield@true</code>	2262		
<code>\pdfx@sep@lang</code>	1057, 1063		
<code>\pdfx@sep@nolang</code>	1056, 1063		
<code>\pdfx@setCMYKcolorprofiledir</code> ..	1514, 1518, 1532		
<code>\pdfx@setcmkprofile</code> ..	1482, 1547, 1669, 1697		

QUICK LINKS

- ▶ Introduction
- ▶ Usage
- ▶ Installing
- ▶ Multilingual and Technical Considerations
- ▶ Bibliography
- ▶ References
- ▶ Implementation
- ▶ Index
- ▶ Change History

<p><code>\pdfx@xTzh</code> 2148, 2150, 2153, 2163, 2165</p> <p><code>\pdfx@xTzm</code> 2148, 2150, 2151, 2153, 2154, 2163, 2165</p> <p><code>\pdfx@xvnm@message</code> 42, 145, 157, 169</p> <p><code>\pdfx@xYear</code> 2129, 2162, 2164</p> <p><code>\pdfxBookmark</code> 2967, 2991, 3026, 3027</p> <p><code>\pdfxBookmarkString</code> 3012, 3029, 3035</p> <p><code>\pdfxcreation</code> 1307</p> <p><code>\pdfxDisableCommands</code> 2975, 2978, 3032</p> <p><code>\pdfxEnableCommands</code> 1144, 3037</p> <p><code>\pdfxProducer</code> 1190</p> <p><code>\pdfxsafeforxmp@toks</code></p> <p style="padding-left: 2em;">. 1083, 1143, 1150, 1151, 1178</p> <p><code>\pdfxSetCMYKcolorProfileDir</code> 1532, 1535</p> <p><code>\pdfxSetColorProfileDir</code> 1535</p> <p><code>\pdfxSetRGBcolorProfileDir</code> 1533</p> <p><code>\phantom</code> 2463</p> <p><code>\Producer</code> 964</p> <p><code>\protect</code> 2113</p> <p><code>\providecommand</code> . . 1521–1523, 1527, 2822, 2827</p> <p><code>\PublicationType</code> 978</p> <p><code>\Publisher</code> 981, 1000, 1026</p> <p style="text-align: center;">R</p> <p><code>\r</code> 2269</p> <p><code>\raise</code> 2444</p> <p><code>\real@insertbackfindforwardnavigationsymbol</code> 2940, 2948</p> <p><code>\real@insertslidenavigationsymbol</code> 2938, 2944</p> <p><code>\Relation</code> 664, 986</p> <p style="text-align: center;">S</p> <p><code>\scriptscriptstyle</code> 2461</p> <p><code>\scriptstyle</code> 2460</p> <p><code>\sectAtitle</code> 3026, 3027, 3035–3037</p> <p><code>\section</code> 3026, 3027</p> <p><code>\selectcolormodel</code> 2903, 2927</p> <p><code>\sep</code> 689, 690, 1026, 1081, 1169, 1170, 1797, 1800, 2095, 2117, 2256, 2260, 2279, 2396, 2405, 2558, 2564, 2600, 2630, 2636, 2658, 2661, 2678, 2688, 2710</p> <p><code>\setbox</code> 1787, 2330, 2350, 2437, 2458–2461</p> <p><code>\setCMYKcolorprofile</code> 1475, 1477, 1777</p> <p><code>\setcmykcolorprofile</code> 1560</p> <p><code>\setCUSTOMcolorprofile</code> 1562</p> <p><code>\setEXTERNALprofile</code> 1495, 1498, 1600</p> <p><code>\setGRAYcolorprofile</code> . . 1485, 1487, 1588, 1778</p> <p><code>\setRGBcolorprofile</code> . . . 1465, 1467, 1545, 1768</p> <p><code>\shellescape</code> 1241</p> <p><code>\show</code> 815, 832</p> <p><code>\Source</code> 983</p> <p><code>\spacefactor</code> 2438, 2451</p> <p><code>\Spool</code> 1525</p> <p><code>\StringEncodingConvert</code> 2325, 2971</p> <p><code>\strip@pt</code> 458, 460, 462, 464</p> <p><code>\Subject</code> 621, 961</p> <p><code>\System</code> 1525</p>	<p style="text-align: center;">T</p> <p><code>\TE@endeval</code> 2816</p> <p><code>\TE@negatefalse</code> 2815</p> <p><code>\TE@setvalfalse</code> 2814</p> <p><code>\TE@setvaltrue</code> 2813</p> <p><code>\tempa</code> 1248</p> <p><code>\tempb</code> 1247, 1248</p> <p><code>\tempc</code> 1246, 1247</p> <p><code>\textbackslash</code> 2339</p> <p><code>\TextCopyright</code> 1028, 1080, 1168</p> <p><code>\textdisplaymath</code> 1120</p> <p><code>\textinlinemath</code> 1119</p> <p><code>\textLF</code> 1096, 1099</p> <p><code>\textLGR</code> 3037</p> <p><code>\textstyle</code> 2459</p> <p><code>\thepdfminorversion</code> 178, 182, 313, 317, 318, 326, 329, 330, 502, 1348, 1351, 1354, 1364–1366, 1369–1371, 1378–1380, 1447</p> <p><code>\Thumbnails</code> 680, 991</p> <p><code>\Title</code> 620, 958, 1006</p> <p><code>\toka</code> 2170, 2172, 2173</p> <p><code>\tokb</code> 2170, 2172</p> <p><code>\Type</code> 668, 995</p> <p style="text-align: center;">U</p> <p><code>\unDefiNeD</code> 2534</p> <p><code>\URLlink</code> 975</p> <p><code>\UseRawInputEncoding</code> 552</p> <p style="text-align: center;">V</p> <p><code>\vnmxmpttrue</code> 251, 267, 270</p> <p><code>\Volume</code> 965</p> <p><code>\vphantom</code> 2445, 2447</p> <p style="text-align: center;">W</p> <p><code>\WebStatement</code> 1001</p> <p><code>\Windows</code> 1525</p> <p><code>\WindowsColordir</code> 1528</p> <p style="text-align: center;">X</p> <p><code>\x</code> 1248, 1265, 1267</p> <p><code>\xmp@Author</code> 2115, 2116</p> <p><code>\xmp@Copyright</code> 2118, 2119</p> <p><code>\xmp@Keywords</code> 2120, 2121, 2123</p> <p><code>\xmp@Advisory</code></p> <p style="padding-left: 2em;">. . . 674, 840, 842, 845, 847, 851, 853, 1223</p> <p><code>\xmp@Author</code></p> <p style="padding-left: 2em;">643, 695, 697, 700, 702, 706, 708, 1194, 2095, 2115, 2116, 2393, 2396, 2399, 2401</p> <p><code>\xmp@AuthoritativeDomain</code></p> <p style="padding-left: 2em;">. 654, 767, 769, 772, 774, 1222</p> <p><code>\xmp@BaseURL</code> 988, 1224</p> <p><code>\xmp@CertificateURL</code> 993, 1229</p> <p><code>\xmp@checklang</code> 630</p> <p><code>\xmp@conf</code> 2683, 2708</p> <p><code>\xmp@Conformance</code> 26, 56, 59, 62, 65, 68, 71, 74, 77, 86, 93, 96, 99,</p>
---	---

Generation of PDF/X- and PDF/A-compliant PDFs with pdfT_EX—pdfx.sty

C. V. Radhakrishnan, Hàn Thế Thành, Ross Moore and Peter Selinger

QUICK LINKS

- ▶ Introduction
- ▶ Usage
- ▶ Installing
- ▶ Multilingual and Technical Considerations
- ▶ Bibliography
- ▶ References
- ▶ Implementation
- ▶ Index
- ▶ Change History

<p>102, 103, 110, 113, 116, 120, 123, 126, 129, 132, 135, 138, 141, 144, 147, 150, 153, 156, 159, 162, 165, 168, 171, 177, 181, 195, 201, 206, 282, 288, 2586, 2588, 2592, 2609, 2611, 2615, 2656, 2670, 2684</p> <p>\xmp@Contributor 661, 747, 749, 752, 754, 758, 760, 1215</p> <p>\xmp@convDate 2159, 2164</p> <p>\xmp@convertDate 2127, 2161</p> <p>\xmp@Copyright 932, 1202, 2118, 2119</p> <p>\xmp@Copyrighted 933, 971, 972, 1203</p> <p>\xmp@CopyrightURL 970, 1204, 1205</p> <p>\xmp@Coverage 937, 1216</p> <p>\xmp@CoverDate 968, 1201</p> <p>\xmp@CoverDisplayDate 942, 1200</p> <p>\xmp@CreatorTool . . . 963, 1192, 1450, 1451, 2388</p> <p>\xmp@Date 657, 781, 783, 786, 788, 1217</p> <p>\xmp@docid 1297, 1302</p> <p>\xmp@Doi 973, 1206</p> <p>\xmp@doparse 578, 581</p> <p>\xmp@extraAdvisory 853, 855</p> <p>\xmp@extraAuthor 708, 710</p> <p>\xmp@extraAuthoritativeDomain 774, 776</p> <p>\xmp@extraContributor 760, 762</p> <p>\xmp@extraDate 788, 790</p> <p>\xmp@extraIdentifier 874, 876</p> <p>\xmp@extraKeywords 728, 729</p> <p>\xmp@extraLanguages 740, 741</p> <p>\xmp@extraOwner 916, 918</p> <p>\xmp@extraRelation 809, 811</p> <p>\xmp@extraThumbnails 895, 897</p> <p>\xmp@extraType 831, 834</p> <p>\xmp@Firstpage 977, 1210</p> <p>\xmp@Identifier 678, 861, 863, 866, 868, 872, 874, 1225</p> <p>\xmp@instid 1309, 1314</p> <p>\xmp@ISBN 974, 1207</p> <p>\xmp@Issue 966, 1199</p> <p>\xmp@JournalNumber 980, 1213</p> <p>\xmp@JournalTitle 946</p> <p>\xmp@Journaltitle 1212</p> <p>\xmp@Keywords 647, 715, 717, 720, 722, 726, 728, 1195, 2095, 2120–2122, 2402, 2405, 2408, 2410</p> <p>\xmp@lang@Advisory 614, 672</p> <p>\xmp@lang@Author 596, 641</p> <p>\xmp@lang@Contributor 607, 659</p> <p>\xmp@lang@Copyright 603, 931</p> <p>\xmp@lang@Coverage 606, 936</p> <p>\xmp@lang@CoverDisplayDate 610, 941</p> <p>\xmp@lang@CreatorTool 599</p> <p>\xmp@lang@Default 594–608, 610–612, 614–617, 627</p> <p>\xmp@lang@Identifier 615, 676</p> <p>\xmp@lang@Issue 602</p> <p>\xmp@lang@JournalNumber 612</p> <p>\xmp@lang@JournalTitle 611, 944</p>	<p>\xmp@lang@Keywords 597, 645</p> <p>\xmp@lang@Nickname 616</p> <p>\xmp@lang@Owner 617, 684</p> <p>\xmp@lang@Producer 600, 925</p> <p>\xmp@lang@PublicationType 604, 954</p> <p>\xmp@lang@Publisher 605, 928</p> <p>\xmp@lang@Relation 608, 663</p> <p>\xmp@lang@Subject 598, 922</p> <p>\xmp@lang@Title 595, 634</p> <p>\xmp@lang@Type 667</p> <p>\xmp@lang@Volume 601</p> <p>\xmp@Language 650, 733, 735, 738, 740, 1197, 1798, 1799</p> <p>\xmp@Lastpage 976, 1209</p> <p>\xmp@Nickname 1226</p> <p>\xmp@Org 1221</p> <p>\xmp@Owner 686, 903, 905, 908, 910, 914, 916, 1228</p> <p>\xmp@parse 567, 573, 635, 643, 647, 650, 654, 657, 661, 665, 669, 674, 678, 681, 686, 710, 729, 741, 762, 776, 790, 811, 834, 855, 876, 897, 918, 923, 926, 929, 932, 937, 942, 946, 955, 963, 965, 966, 968, 970, 972–977, 980, 983, 988, 993, 994</p> <p>\xmp@Part 25, 55, 58, 61, 64, 67, 70, 73, 76, 85, 92, 95, 98, 101, 109, 112, 115, 119, 123, 125, 128, 132, 135, 137, 140, 144, 147, 149, 152, 156, 159, 161, 164, 168, 171, 177, 181, 195, 201, 206, 285, 2584, 2588, 2589, 2591, 2592, 2607, 2611, 2612, 2614, 2615, 2708</p> <p>\xmp@PDFUA 186, 188, 190</p> <p>\xmp@Producer 926, 1184, 1186, 1188, 1190, 2389</p> <p>\xmp@PublicationType 945, 955, 1211</p> <p>\xmp@Publisher 929, 1220, 1221</p> <p>\xmp@Relation 665, 796, 798, 801, 803, 807, 809, 1218</p> <p>\xmp@ReleaseDate 27, 56, 59, 62, 65, 68, 71, 74, 77, 86, 93, 96, 99, 102, 103, 110, 113, 116, 120, 123, 126, 129, 132, 135, 138, 141, 144, 147, 150, 153, 156, 159, 162, 165, 168, 171, 177, 181, 196, 202, 207, 493, 2585, 2586, 2589, 2593, 2608, 2609, 2612, 2616, 2656, 2670, 2708</p> <p>\xmp@Source 983, 1219</p> <p>\xmp@strictlang 631</p> <p>\xmp@Subject 923, 1196, 2363, 2364, 2377, 2379, 2381, 2383, 2384</p> <p>\xmp@template 2781, 2783, 2787, 2789, 2831, 2832</p> <p>\xmp@Thumbnails 681, 882, 884, 887, 889, 893, 895, 1227</p> <p>\xmp@Title 635, 1193, 2360, 2361, 2367, 2369, 2371, 2373, 2374</p> <p>\xmp@Type 669, 815, 818, 820, 823, 825, 829, 831, 832, 1214</p> <p>\xmp@UAllevel 188, 190</p> <p>\xmp@URL 975, 1208</p> <p>\xmp@Volume 965, 1198</p>
--	--

QUICK LINKS

- ▶ Introduction
- ▶ Usage
- ▶ Installing
- ▶ Multilingual and Technical Considerations
- ▶ Bibliography
- ▶ References
- ▶ Implementation
- ▶ Index
- ▶ Change History

<code>\xmp@vtConformance</code> . . . 196, 202, 207, 2597, 2621	<code>\xmpMM@versionID</code> 994
<code>\xmp@vtPart</code> 195, 201, 206, 2597, 2621	
<code>\xmp@WebStatement</code> 1205	Z
<code>\xmpMM@VersionID</code> 197, 200, 205	<code>\Z</code> 2138

8. Change History

v1.00	General: Initial commit to the CVS.	1
v1.01	General: glyphtounicode-cmr.tex included with the package.	1
v1.3	General: Fix copyright in xmp files.	1
v1.5.4	General: Fixed timezone bug; Unicode support; more PDF variants; added color profiles.	1
v1.5.5	General: Support for PDF/X-4p and PDF/X-5pg with external color profiles.	1
v1.5.6	General: Suppressed ‘dummy-space’ font warning; removed spurious ‘?’ in XMP packets; improved handling of Color Profiles; ensure Hy@pdfatruer when building PDF/A, for link flags; properly enables xcolor conversion of color models.	1
v1.5.7	General: Removed UTF-8 characters that appear in the documentation only, within comments in the package source, but result in a validation failure. Language support in XMP metadata. Added macros for Windows and Mac system color profile directories.	1
v1.5.8	General: MediaBox, TrimBox, etc. derived from the paperheight, paperwidth. Improved language support, incl. KOI8-R encoded cyrillics, Armenian OT6, and LGR Greek encoding, incl. polytonic Greek. All the encodings Latin-1–9 are supported for upper 8-bit characters. Fixed the quoted file-name problem, evident with LuaTeX. Method to generate correct bookmarks with non-active (transliterated) input. Added support for XeLaTeX, improvements with LuaTeX. Updated documentation.	1
v1.5.82	General: Adjusted to changes in the LaTeX core, affecting macros for composite commands; incl. \textsuperscript and others.	1
v1.5.83	General: Improved support for XeLaTeX and LuaLaTeX.	1
v1.5.84	General: Fully expand options for hyperref. Better support for extended IPA letters and modifiers. Adjusted release versions and dates.	1
v1.5.85	General: Fixed bugs, and fully implemented L8U as a pseudo-encoding; renamed L8U files into the form *-penc.def	1
v1.6	General: Added XMP support for PDF/UA-1. Added more Metadata fields and Language support. Default RGB and CMYK profiles now require the colorprofiles.sty package. Added file CallasColorProfiles.tex . Revised glyphtounicode.sty to use variation selectors, altered maps to PUA codepoints; added more glyphs via glyphtounicode-ntx.tex . Support for 8-bit Hebrew encodings, some Arabic and Devanagari. Updated documentation, incl. for LaTeX changes.	1
v1.6.1	General: Fixed issue with ifthen package; improved Metadata with LuaTeX and XeTeX. Flexibility with page boxes for PDF/X.	1
v1.6.2	General: Fixed passing of options to xcolor, and some glyphtounicode values.	1